

# EXECUTIVE BUDGET

Fiscal Years 2020 and 2021

---

## STATE OF MICHIGAN

Gretchen Whitmer, Governor

Chris Kolb, State Budget Director

This publication was produced and printed by the Department of Technology, Management and Budget. The purpose of the publication is to inform state and local officials and residents about Governor Whitmer's recommended budget for fiscal year 2020 and projections for fiscal year 2021. This document is required by law MCL 18.1363 and by the Michigan Constitution, Article V, Section 18.

# EXECUTIVE BUDGET RECOMMENDATION

---

	Page
Budget Overview .....	A-1
Department Detail .....	B-1
Background Information .....	C-1

## Table of Contents





STATE OF MICHIGAN  
OFFICE OF THE GOVERNOR  
LANSING  
March 5, 2019

GRETCHEN WHITMER  
GOVERNOR

GARLIN GILCHRIST II  
LT. GOVERNOR

My Fellow Michiganders:

On my campaign for Governor, I traveled to all 83 counties in Michigan to listen to people about the issues that they want their Governor to focus on. That's why my first Executive Budget Recommendation as Governor focuses on solving problems that will actually make a difference in people's lives right now, like fixing our roads, cleaning up our drinking water, and making sure every Michigander has a path to a high wage skill.

The state's General Fund has remained flat for nearly 20 years, meaning that the money the state has available to invest in key priorities is the same today as it was in 2000. If we want to make Michigan a home for opportunity, we need new revenue.

I'm proposing a plan that will actually fix the roads the right way, the first time, because right now, our roads are downright dangerous. One study found that Michigan has the worst roads in the country, and it's estimated that they cost the average Michigander \$562 a year. My plan will make sure we fix the roads and they stay fixed, so that everyone can drive to work and drop their kids at school safely.

My budget plan makes the strongest investment in K-12 schools in a generation, with increases not only for the per-pupil foundation allowance, but also for pre-school programs, special education, career technical education, and at-risk youth. It will ensure that every child can get on a path to a high wage skill so they can build a life for themselves right here in Michigan.

I'm dedicated to making a real investment in protecting public health and safety by cleaning up our drinking water by addressing threats such as PFAS and lead contamination, because right now, communities across the state can't trust the water coming out of their tap. Every Michigander, no matter where they live, deserves access to clean, safe drinking water.

I look forward to working together with members of the Legislature to continue the tradition that began under Governor Snyder and pass the 2020 budget by summer break. I know that by staying focused on doing what is right and best for all the people of Michigan, we will pass a budget that will make a positive difference in your life and the lives of our children.

The fiscal year 2020 Executive Budget Recommendation, as well as the fiscal year 2021 planning budget, are provided on the following pages. Let's get to work.

Sincerely,

Gretchen Whitmer  
Governor



# BUDGET OVERVIEW

---





# Executive Budget Summary

## For Fiscal Years 2020 and 2021

Governor Gretchen Whitmer's first Executive Budget Recommendation makes people the priority by supporting programs and policies that are good for every Michigander. That means fixing the roads, improving our drinking water infrastructure, and making the education investments needed for our children to succeed.

This overview highlights the Governor's biggest initiatives. The remainder of this budget book provides more detailed information on other investments being recommended to ensure the health, safety, and success of the people of Michigan. These are solutions that will make our state a better place for its residents, and a place that we can all be proud to call home.

### Fixing the State's Infrastructure

The roads in Michigan have been neglected for too long. A 2018 American Society of Civil Engineering report gave Michigan a D- on the condition of our roads. Past attempts to improve the state's infrastructure were unable to adequately provide the safe roads and bridges that are critically needed. In 2015, a package was passed by the Legislature that only identified a portion of the funding needed to fix our roads. The result has been a slowing of the decline in the condition of our roads, rather than any real improvement. The time has come to abandon temporary stopgaps and implement a bold, permanent and sustainable solution.

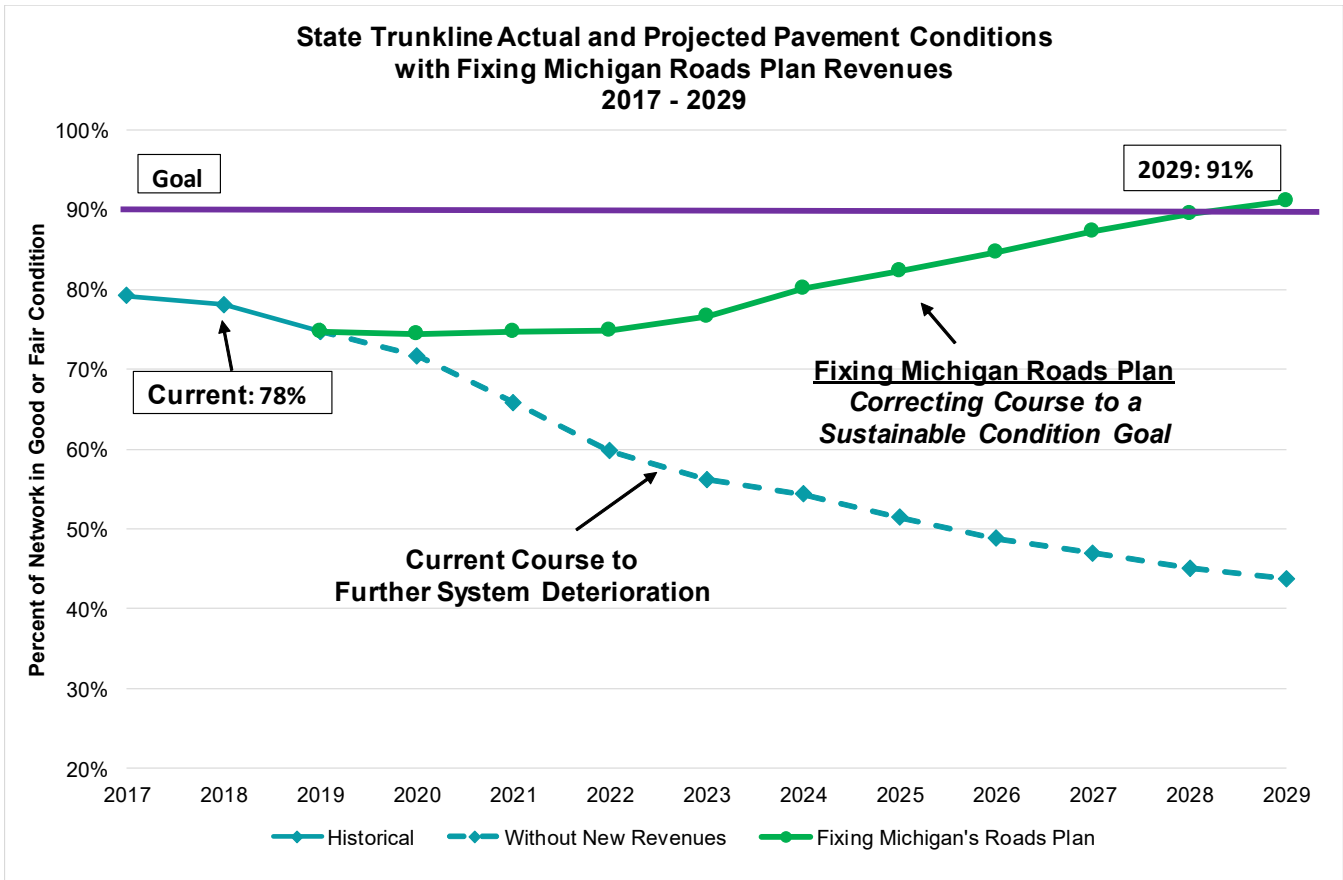
A thorough analysis shows that it will take an estimated \$1.5 billion in new annual funding to maintain just the roads and bridges that fall under the state's jurisdiction. Additional funds will be needed to improve the condition of roads maintained by local units of government. The longer our roads go without proper maintenance and repaving, the larger the long-term costs become.

With the amount of General Fund revenue remaining unchanged from two decades ago, even as inflation continues to rise, it is clear that simply redirecting existing resources cannot improve the condition of our roads. The only way to truly fix our transportation infrastructure is to ensure that the state has a consistent, constitutionally dedicated revenue stream to fund a sustainable long-term solution.

To fix our roads and resolve this problem permanently, this budget proposes three 15-cent motor fuel tax increases from October 1, 2019 through October 1, 2020. This plan will generate \$2.5 billion in new annual transportation revenue, which will be deposited to a new Fixing Michigan Roads Fund and targeted to our most highly traveled and commercially important state and local roads.

To offset the increase in the motor fuel tax for low-income working families, the plan doubles the Earned Income Tax Credit over two years. While this plan will require some sacrifice by all of us, the benefits will be realized for decades to come.

This funding plan will allow us to put crews to work on our roads today, while also creating a new legacy of infrastructure responsibility for our state. Not only will we fix our roads over the next ten years, but with proper funding and maintenance, we will ensure that the mistakes of the past are not repeated. This is the right thing for our roads, and the residents of the state who drive them each and every day.



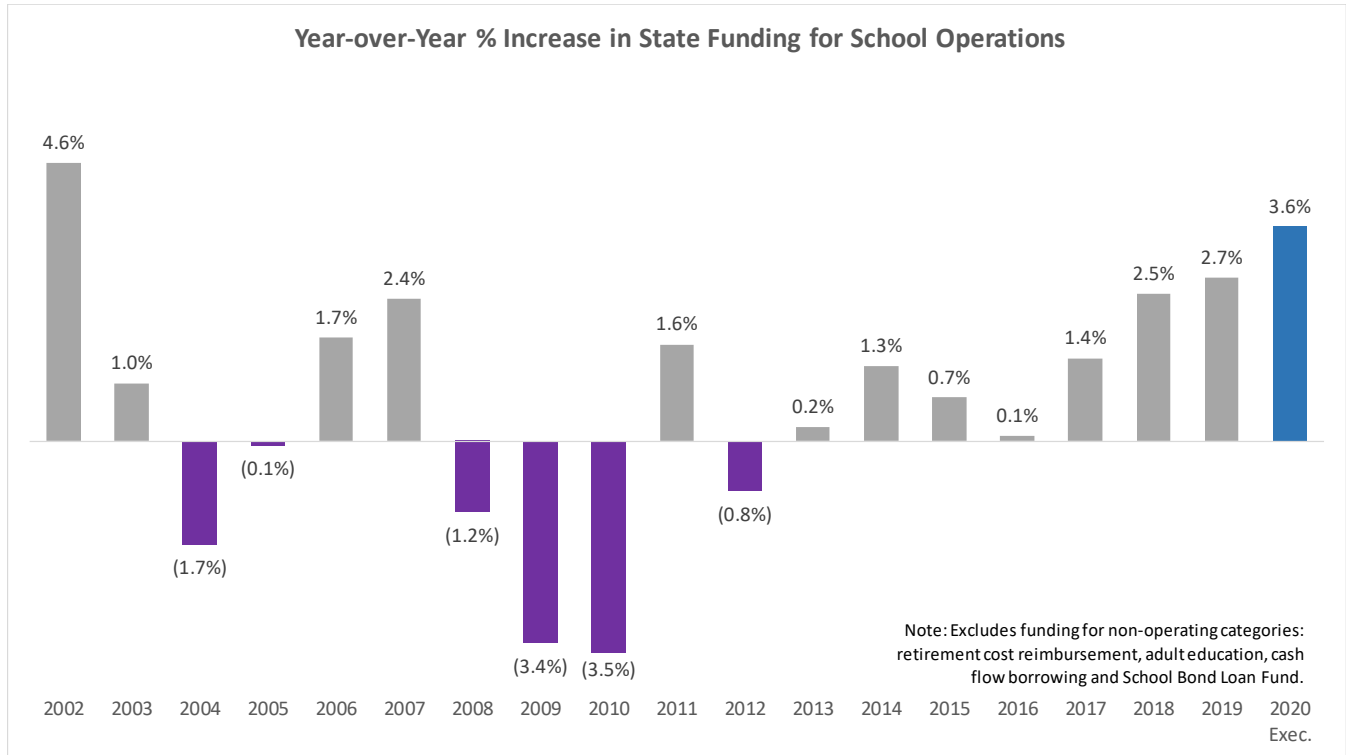
In addition to the state’s crumbling roads, an immediate need for improved water infrastructure must be addressed in order to keep our residents healthy and our state safe from threats of contaminants. In the 2020 Executive Budget Recommendation, there are multiple investments that strengthen the safety of our drinking water and environment. This budget invests \$120 million to improve drinking water infrastructure to pursue the vision for clean and safe water for every Michigander. Funding initiatives include service line replacements, research and treatment for PFAS and other emerging contaminants, drinking water revolving fund loan forgiveness, watershed planning, and research to optimize water treatment and distribution systems. An additional \$1.9 million is invested for a Drinking Water Compliance Assistance Unit and \$60 million is allocated for school hydration stations that will provide clean, filtered drinking water to students across the state.

### Championing our Children

Governor Whitmer recognizes that there is an educational crisis in our state, as Michigan continues to fall behind on meaningful measures such as student literacy and college preparedness. Students and teachers have had to contend with consistently underfunded schools and rising tuition costs, creating learning obstacles for students across all geographic and socioeconomic categories. This budget recommendation champions our students by providing strategic investments during every stage of their education.

For fiscal year 2020, the Governor recommends \$13.8 billion in operations funding for the state’s K-12 schools, which translates to the biggest increase for school operations in a generation of students, going back to 2002. This includes a foundation allowance investment of \$235 million, which will provide additional resources of between \$120 and \$180 per pupil to fund basic classroom and operational

expenses. The increase will also close the equity gap to below \$500 per pupil between schools at the minimum and maximum foundation allowances, helping to ensure that every school has the resources to succeed.



Michigan serves a diverse population of students, with some children needing additional assistance or resources to help them thrive. These students may require special education services, need additional services and supports due to specific at-risk factors such as being economically disadvantaged, or need career and technical education (CTE) to make sure they are ready for college or the workforce. Based on the recommendations of a recent report from the Michigan School Finance Research Collaborative (SFRC), this budget includes a weighted funding system that will recognize the higher costs of educating students in those categories. Additional funding of \$120 million is included for special education students, \$102 million for at-risk students, and \$50 million for CTE students.

Our children have the best chance at succeeding in their educational careers when they have a good foundation from which to build. The 2020 budget recommendation provides an expansion of the Great Start Readiness Program in the amount of \$85 million, for a total of \$328.9 million, to make preschool programs available to more students across the state and improve the programs in place today. To further strengthen student’s foundation, this budget jump starts early literacy initiatives with an investment of \$28.5 million. This funding will triple the number of state-funded literacy coaches in schools to address early literacy and will also help to develop tools that can assist adults.

While this budget recommendation provides extra resources for students at the beginning of their education, this budget also supports post-secondary success. The 2020 budget recommendation provides a three percent increase in operations funding for public universities and community colleges to support learning for their students and keep tuition increases down.

The Governor also recognizes that all students and careers do not require a four-year degree. Many in-demand industries only require students to acquire advanced skills and to become certified in their fields. To assist these non-traditional students, the creation of the Michigan Reconnect Grant Program is

detailed in this budget, which provides opportunities for those seeking training or certification in specialized careers. The program offers eligible participants tuition-free training towards their certification or credentials, which will help them get one step closer to obtaining a well-paying job in a high demand field. In addition to certification training, the Governor has proposed a MI Opportunity initiative to take effect in fiscal year 2021, which will provide tuition-free education at community colleges across the state.

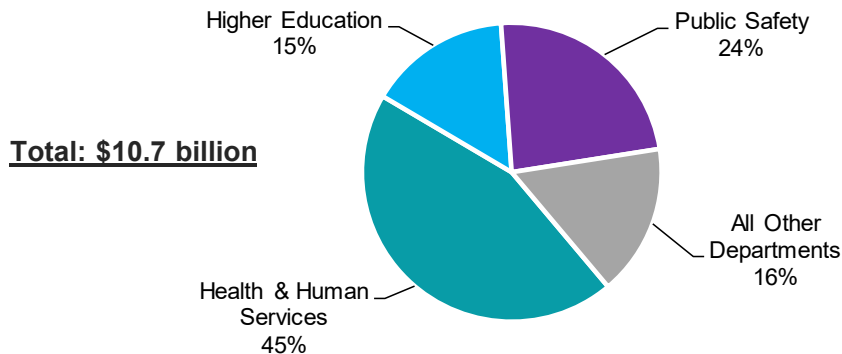
## Long-Term Balance

The 2020 budget recommendation is structurally balanced and takes sweeping steps to ensure that revenues coming into the state’s General and School Aid funds are being used for their intended purpose, eliminating the shell games of the past. Transportation needs are funded with predictable, constitutionally dedicated funds, while public universities are funded fully with General Fund, rather than redirected School Aid Fund revenue. This allows \$500 million in School Aid Fund resources to be returned to the funding needs of our K-12 schools.

The budget plan also calls for the repeal of the retirement tax, ensuring that seniors get the full benefit of the pensions they worked so hard to obtain. The lost state revenue from the full repeal of the retirement tax is replaced by a business pass-through tax that creates tax parity between traditional corporations and pass-through business entities.

The recommendation for the 2020 budget, including all state and federal revenue, stands at \$60.2 billion. The FY 2020 budget is a 3.6 percent increase from the current FY 2019 budget – 2.5 percent if the Transportation budget is removed. The state’s total General Fund budget is \$10.7 billion, an increase of 2.3 percent from the current FY 2019 level. The state’s School Aid Fund budget stands at \$15.4 billion, an increase of 3.5 percent from FY 2019.

### Over 80 Percent of the General Fund Budget is for Health Care, Protection of Vulnerable Children and Adults, Education, and Public Safety



# DEPARTMENT DETAIL

---

	<b>Page</b>
Agriculture and Rural Development . . . . .	B-1
Attorney General . . . . .	B-5
Civil Rights . . . . .	B-9
Community Colleges . . . . .	B-11
Corrections . . . . .	B-15
Education . . . . .	B-19
Environmental Quality . . . . .	B-23
Executive Office . . . . .	B-27
Health and Human Services . . . . .	B-29
Higher Education . . . . .	B-35
Insurance and Financial Services . . . . .	B-39
Judiciary . . . . .	B-41
Legislature . . . . .	B-45
Licensing and Regulatory Affairs . . . . .	B-47
Military and Veterans Affairs . . . . .	B-51
Natural Resources . . . . .	B-55
School Aid . . . . .	B-59
State . . . . .	B-63
State Police . . . . .	B-67
Talent and Economic Development . . . . .	B-71
Technology, Management and Budget . . . . .	B-75
Transportation . . . . .	B-79
Treasury . . . . .	B-85
Treasury - Revenue Sharing . . . . .	B-87



# Department of Agriculture and Rural Development

## Governor's Recommended Budget for Fiscal Years 2020 and 2021

The Department of Agriculture and Rural Development safeguards the state's food supply and promotes the agricultural interests of the state. The department accomplishes this mission through the achievement of their key goals of assuring food safety, human and animal health, environmental sustainability, and economic development.

The Governor's recommended budget for fiscal year 2020 includes total ongoing funding of \$107.8 million, of which \$55.9 million comes from the state's general fund. The Governor's recommendation also includes \$2 million general fund in one-time funding in fiscal year 2020.

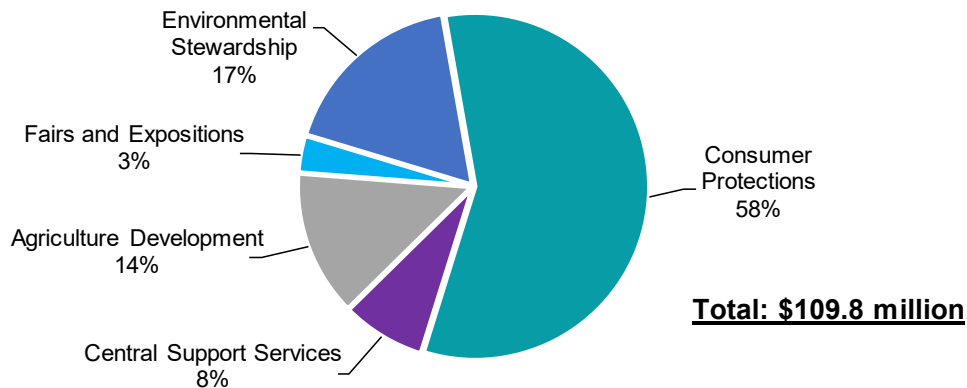
---

### Highlights

The Governor's recommended budget includes the following investments:

- ◆ **\$5 million for a Licensing and Inspection System** to modernize the department's licensing and inspection systems to enhance functionality and improve the customer experience. This is the second phase of funding for a \$10 million project. These funds will be allocated from the Information Technology Investment Fund (ITIF) in the budget for the Department of Technology, Management and Budget. The ITIF supports information technology projects that lead to transformative change in state service delivery and modernization of legacy systems.
  - ◆ **\$4 million for Double Up Food Bucks** (general fund) to increase the purchasing power of residents who receive food assistance by providing a dollar-to-dollar match to buy fresh fruits and vegetables at participating grocery stores and farmer's markets. This funding along with private dollars will leverage federal funding to expand the program statewide.
  - ◆ **\$200,000 to Create a permanent Emerging Contaminants Coordinator Position** (general fund) responsible for providing outreach and education to farmers, local health departments, food service establishments, and local conservation districts on emerging contaminant issues as they relate to plants, dairy, meat, and animal feed.
-

## Over Half of Agriculture Funding Supports Consumer Protections



### Continuing Funding

Beyond the investments highlighted above, the Executive Recommendation maintains funding for the following areas:

- ♦ **\$22.3 million for Food and Dairy operations** (\$13.9 million general fund) to support foodborne illness response, food service establishment licensing, and dairy farm inspections.
- ♦ **\$17.1 million for Laboratory Services** (\$7.3 million general fund) to support two regulatory laboratories focused on testing for food and feed pathogens, providing diagnostic testing, and protecting consumers by monitoring the quality and quantity of gasoline being sold.
- ♦ **\$10.2 million for Michigan Agricultural Environmental Assurance Program and Environmental Stewardship** (\$1.0 million general fund) to support conservation district grants to educate farmers on environmental risk prevention and simplify compliance with state and federal agriculture laws.

### Reductions

To enable the department to prioritize its core health and safety mission, the proposed budget reduces funding for the following programs:

- ♦ **\$2.6 million reduction to the Food and Agriculture Investment Program** (general fund). Funding of \$2.5 million is retained for this program, which has seen large funding increases in recent years.
- ♦ **\$200,000 decrease in grants to County, Fairs, Shows, and Expositions** (general fund), which have the ability to generate revenue for priority county fairground projects. The budget maintains \$200,000 general fund for these projects.



**Department of Agriculture and Rural Development**  
**Governor's Recommended Budget for Fiscal Years 2020 and 2021**  
 \$ in Thousands

**FY 2020 Adjustments**

	<u>GF/GP</u>	<u>GROSS</u>
<b>FY 2019 Current Law</b>	<b>\$60,835.2</b>	<b>\$110,198.1</b>
Removal of FY 2019 One-Time Funding	(\$4,855.0)	(\$4,855.0)
<b>FY 2020 Ongoing Investments</b>		
Double Up Food Bucks - Improve access to healthy fruits and vegetables at Michigan retailers and farm markets (total investment of \$4 million with one-time funds)	\$2,000.0	\$2,000.0
<b>FY 2020 Reductions</b>		
County Fairs Grants Reduction - Reduce by 50%	(\$200.0)	(\$200.0)
Food and Agriculture Investment Program - Reduce by 50%	(\$2,600.0)	(\$2,600.0)
<b>FY 2020 Baseline Adjustments</b>		
Reestablish Agriculture Preservation Conservation Easement Grant Program	\$0.0	\$2,000.0
Employee Payroll Related Adjustments	\$740.0	\$1,075.6
Other Technical Adjustments	\$0.0	\$211.8
<b>FY 2020 Total Executive Recommendation - Ongoing Funding</b>	<b>\$55,920.2</b>	<b>\$107,830.5</b>
<b>FY 2020 One-Time Investments</b>		
Double Up Food Bucks - Improve access to healthy fruits and vegetables at Michigan retailers and farm markets; one-time funding will allow for expansion of program statewide	\$2,000.0	\$2,000.0
<b>FY 2020 Total Executive Recommendation - One-Time Funding</b>	<b>\$2,000.0</b>	<b>\$2,000.0</b>
<b>FY 2020 Total Executive Recommendation - Ongoing and One-Time</b>	<b>\$57,920.2</b>	<b>\$109,830.5</b>
\$ Change from FY 2019 - Total Funding	(\$2,915.0)	(\$367.6)
% Change from FY 2019 - Total Funding	(4.8%)	(0.3%)

**FY 2021 Adjustments**

	<u>GF/GP</u>	<u>GROSS</u>
<b>FY 2020 Total Executive Recommendation</b>	<b>\$57,920.2</b>	<b>\$109,830.5</b>
Removal of FY 2020 One-Time Funding	(\$2,000.0)	(\$2,000.0)
FY 2021 Baseline Adjustments - Remove FY 2020 one-time employee salary increase	(\$443.2)	(\$644.0)
<b>FY 2021 Total Executive Recommendation</b>	<b>\$55,477.0</b>	<b>\$107,186.5</b>
\$ Change from FY 2020 - Total Funding	(\$2,443.2)	(\$2,644.0)
% Change from FY 2020 - Total Funding	(4.2%)	(2.4%)



# Attorney General

## Governor's Recommended Budget for Fiscal Years 2020 and 2021

The Attorney General is the lawyer for the State of Michigan and provides legal advice and representation to state officials and agencies. The Attorney General also investigates consumer complaints, enforces child support orders, and initiates legal action on behalf of residents of Michigan.

The Governor's recommended budget for fiscal year 2020 includes total ongoing funding of \$106.5 million, of which \$41.7 million comes from the state's general fund.

### Highlights

The Governor's recommended budget includes two key investments:

- ♦ **\$4.8 million for Child Abuse and Neglect Cases in Wayne County**, an increase of \$340,000 over current funding. Attorney General staff represent child abuse and neglect cases in Wayne County on behalf of Department of Health and Human Services. The Third Circuit Family Court added two new judicial dockets, requiring two Assistant Attorneys General to handle the cases.
- ♦ **\$2 million for a special investigation** (lawsuit settlement proceeds fund) into alleged sexual assault and abuse of children and others by clergy in the Catholic Church for fiscal year 2019.

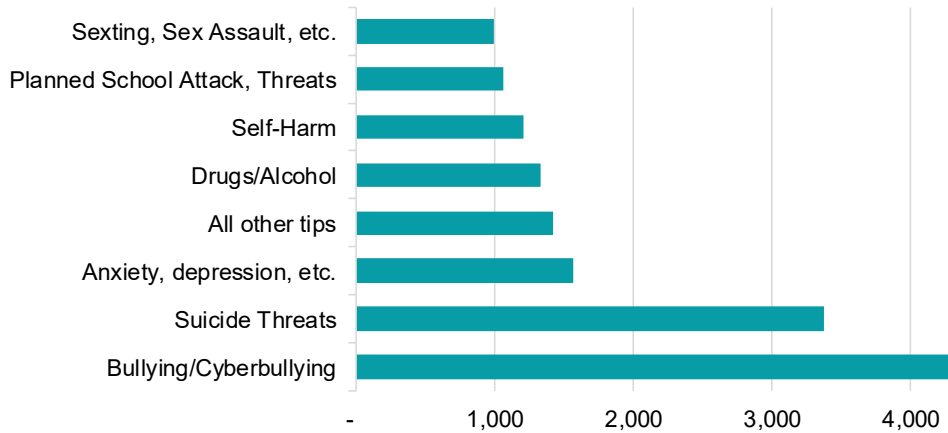
### Continuing Funding

Beyond the investments highlighted above, the Governor's recommended budget includes funding for the following programs:

- ♦ **\$3.6 million for Child Support Enforcement** to prosecute parents who can pay their court-ordered obligations but fail to do so. Since 2003, Michigan Attorney General's Child Support Division has collected more than \$266 million, directly impacting the lives of 22,300 children.
- ♦ **\$2.2 million for the Prosecuting Attorneys Coordinating Council** for continuing professional education, case management support, and legal research for local prosecutors in Michigan.
- ♦ **\$2 million for OK2SAY** in the Attorney General and State Police budgets. To date, the student safety hotline has received over 15,000 tips regarding suicide threats, planned school attacks, alcohol and drugs, and other potential threats to the health and safety of students and others.
- ♦ **\$1.7 million for sexual assault law enforcement efforts** to test backlogged sexual assault kits in communities statewide and to assist in the investigations and prosecutions that may result.

- ♦ **\$906,200 for Public Safety Initiative** to target repeat violent offenders and reduce backlogs of outstanding warrants in high-risk urban areas.

### OK2SAY Received Over 15,000 Tips Through September 2018



**Attorney General**  
**Governor's Recommended Budget for Fiscal Years 2020 and 2021**  
 \$ in Thousands

**FY 2020 Adjustments**

	<u>GF/GP</u>	<u>GROSS</u>
<b>FY 2019 Current Law</b>	<b>\$41,206.8</b>	<b>\$104,027.7</b>
Removal of FY 2019 One-Time Funding	(\$100.0)	(\$1,178.8)
<b>FY 2020 Ongoing Investments</b>		
Child Abuse and Neglect Cases - Third Circuit Family Court added two new dockets, requiring two additional attorneys	\$0.0	\$340.0
MSHDA Legal Services - Funding for two additional attorneys	\$0.0	\$335.5
DTMB Legal Services - Funding for three attorneys and one support staff position for litigation, real estate, procurement, and other legal services	\$0.0	\$670.0
<b>FY 2020 Reductions</b>		
None recommended.	\$0.0	\$0.0
<b>FY 2020 Baseline Adjustments</b>		
Marihuana Legal Services - Legal representation for Bureau of Marijuana Regulation	\$0.0	\$935.4
Employee Payroll Related Adjustments	\$629.5	\$1,388.0
<b>FY 2020 Total Executive Recommendation - Ongoing Funding</b>	<b>\$41,736.3</b>	<b>\$106,517.8</b>
<b>FY 2020 One-Time Investments</b>		
None recommended.		
<b>FY 2020 Total Executive Recommendation - One-Time Funding</b>	<b>\$0.0</b>	<b>\$0.0</b>
<b>FY 2020 Total Executive Recommendation - Ongoing and One-Time</b>	<b>\$41,736.3</b>	<b>\$106,517.8</b>
\$ Change from FY 2019 - Total Funding	\$529.5	\$2,490.1
% Change from FY 2019 - Total Funding	1.3%	2.4%

**FY 2021 Adjustments**

	<u>GF/GP</u>	<u>GROSS</u>
<b>FY 2020 Total Executive Recommendation</b>	<b>\$41,736.3</b>	<b>\$106,517.8</b>
FY 2021 Baseline Adjustments - Remove FY 2020 one-time employee salary increase	(\$375.2)	(\$901.6)
<b>FY 2021 Total Executive Recommendation</b>	<b>\$41,361.1</b>	<b>\$105,616.2</b>
\$ Change from FY 2020 - Total Funding	(\$375.2)	(\$901.6)
% Change from FY 2020 - Total Funding	(0.9%)	(0.8%)



## Department of Civil Rights

### Governor's Recommended Budget for Fiscal Years 2020 and 2021

The Civil Rights Commission, appointed by the Governor, leads the state's efforts to protect civil rights and prevent discrimination. The Department of Civil Rights works to prevent discrimination through educational initiatives that promote voluntary compliance with civil rights laws, investigation and resolution of discrimination complaints, and programs for community relations and federal contracts. The department also provides support for the Women's Commission, staff to help enforce the Americans with Disabilities Act, and staff to assist the deaf, deafblind, and hard of hearing.

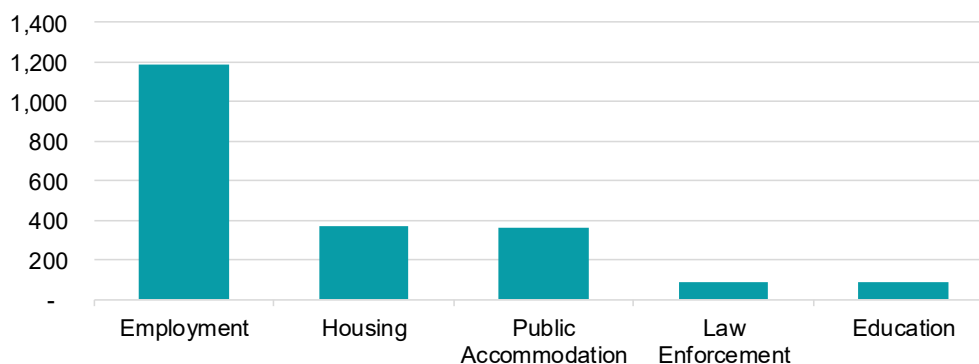
The Governor's recommended budget for fiscal year 2020 recommends total ongoing funding of \$16.4 million, of which \$13.2 million comes from the state's general fund.

### Highlights

The Governor's recommended budget continues funding for the following programs:

- ♦ **\$7.5 million for Enforcement Programs and Services** to fund all activities related to investigation and resolution of discrimination complaints raised by customers with civil rights related needs or concerns. Enforcement is financed through the combination of general fund and federal funds.
- ♦ **\$1.5 million for Education and Outreach** to provide for activities in collaboration with community-based organizations, governmental units, advocacy groups, law enforcement, and the private sector.

### Formal Complaints by Areas of Discrimination: FY 2018



**Department of Civil Rights**  
**Governor's Recommended Budget for Fiscal Years 2020 and 2021**  
 \$ in Thousands

**FY 2020 Adjustments**

	<u>GF/GP</u>	<u>GROSS</u>
<b>FY 2019 Current Law</b>	<b>\$13,022.1</b>	<b>\$16,201.1</b>
Removal of FY 2019 One-Time Funding	\$0.0	\$0.0
<b>FY 2020 Ongoing Investments</b>		
None recommended	\$0.0	\$0.0
<b>FY 2020 Reductions</b>		
None recommended	\$0.0	\$0.0
<b>FY 2020 Baseline Adjustments</b>		
Employee Payroll Related Adjustments	\$173.6	\$187.2
<b>FY 2020 Total Executive Recommendation - Ongoing Funding</b>	<b>\$13,195.7</b>	<b>\$16,388.3</b>
<b>FY 2020 One-Time Investments</b>		
None recommended	\$0.0	\$0.0
<b>FY 2020 Total Executive Recommendation - One-Time Funding</b>	<b>\$0.0</b>	<b>\$0.0</b>
<b>FY 2020 Total Executive Recommendation - Ongoing and One-Time</b>	<b>\$13,195.7</b>	<b>\$16,388.3</b>
\$ Change from FY 2019 - Total Funding	\$173.6	\$187.2
% Change from FY 2019 - Total Funding	1.3%	1.2%

**FY 2021 Adjustments**

	<u>GF/GP</u>	<u>GROSS</u>
<b>FY 2020 Total Executive Recommendation</b>	<b>\$13,195.7</b>	<b>\$16,388.3</b>
Removal of FY 2020 One-Time Funding	\$0.0	\$0.0
FY 2021 Baseline Adjustments - Remove FY 2020 one-time employee salary increase	(\$127.4)	(\$139.6)
<b>FY 2021 Total Executive Recommendation</b>	<b>\$13,068.3</b>	<b>\$16,248.7</b>
\$ Change from FY 2020 - Total Funding	(\$127.4)	(\$139.6)
% Change from FY 2020 - Total Funding	(1.0%)	(0.9%)



# Community Colleges

## Governor's Recommended Budget for Fiscal Years 2020 and 2021

Michigan's 28 community colleges provide over 347,000 students with affordable access to postsecondary education opportunities, representing an essential component of the state's education system. These institutions are integral to reaching the Governor's goal of at least 60 percent of Michigan residents between the ages of 16 and 64 earning a college degree or certificate by 2030.

The Governor's recommended budget for fiscal year 2020 includes total funding of \$421.2 million for community colleges. The amount of School Aid Fund revenue utilized for community colleges remains at \$408.2 million.

---

### Highlights

The Governor's recommended budget includes:

- ♦ **\$9.7 million in additional community college operations funding** (general fund), representing a 3 percent increase compared to fiscal year 2019 bringing the total to \$332 million. This is the largest percentage increase since fiscal year 2015 and will be distributed through the existing performance funding formula. Receipt of the funding increase is contingent on colleges holding tuition increases below 3.2%, equal to projected inflation plus one percentage point, in order to limit tuition cost increases for students and families.
  - ♦ **\$10 million for community college retirement obligations**, bringing the total to \$87 million. The Governor's recommended budget continues to provide state support for retirement contributions to the Michigan Public School Employees Retirement System (MPSERS), providing fiscal stability to community colleges.
- 

### Continuing Funding

Beyond the investments highlighted above, the Governor's recommended budget continues **\$2.2 million in funding for Renaissance Zone Tax Reimbursements** to hold community college districts harmless from the impact of property tax exemptions in designated Renaissance Zones.

Community Colleges

<b>FY 2020 Community Colleges Funding</b> (\$ in thousands)			
<b>Community College</b>	<b>FY 2019 Operations Funding</b>	<b>FY 2020 Increase</b>	<b>FY 2020 Operations Funding</b>
Alpena	\$5,707.6	\$149.7	\$5,857.3
Bay de Noc	5,624.8	151.9	5,776.7
Delta	15,104.3	431.0	15,535.3
Glen Oaks	2,620.0	80.9	2,700.9
Gogebic	4,844.3	119.1	4,963.4
Grand Rapids	18,709.3	620.7	19,330.0
Henry Ford	22,463.6	624.8	23,088.4
Jackson	12,698.2	321.7	13,019.9
Kalamazoo Valley	13,046.6	385.9	13,432.5
Kellogg	10,214.4	287.0	10,501.4
Kirtland	3,321.6	133.6	3,455.2
Lake Michigan	5,672.1	171.8	5,843.9
Lansing	32,725.8	835.0	33,560.8
Macomb	34,124.0	971.6	35,095.6
Mid Michigan	5,112.4	177.8	5,290.2
Monroe County	4,708.6	172.3	4,880.9
Montcalm	3,542.9	126.1	3,669.0
Mott	16,381.6	466.8	16,848.4
Muskegon	9,264.7	249.5	9,514.2
North Central MI	3,402.6	121.0	3,523.6
Northwestern MI	9,625.4	270.2	9,895.6
Oakland	22,093.0	758.2	22,851.2
Schoolcraft	13,112.9	477.3	13,590.2
Southwestern MI	6,946.9	183.0	7,129.9
St. Clair	7,358.7	221.6	7,580.3
Washtenaw	13,764.0	521.9	14,285.9
Wayne County	17,487.2	548.7	18,035.9
West Shore	2,573.4	88.4	2,661.8
<b>Operations Subtotal:</b>	<b>\$322,250.9</b>	<b>\$9,667.5</b>	<b>\$331,918.4</b>
<b>MPSERS Retirement Subtotal:</b>			<b>\$87,045.6</b>
<b>Renaissance Zone Reimbursement:</b>			<b>\$2,200.0</b>
<b>Total:</b>			<b>\$421,164.0</b>

**Community Colleges**  
**Governor's Recommended Budget for Fiscal Years 2020 and 2021**  
 \$ in Thousands

**FY 2020 Adjustments**

	<u>GF/GP</u>	<u>SAF</u>	<u>GROSS</u>
<b>FY 2019 Current Law</b>	<b>\$0.0</b>	<b>\$408,215.5</b>	<b>\$408,215.5</b>
Removal of FY 2019 One-Time Funding	\$0.0	\$0.0	\$0.0
<b>FY 2020 Ongoing Investments</b>			
Community College Operations - 3% increase distributed through performance formula	\$9,667.5	\$0.0	\$9,667.5
<b>FY 2020 Reductions</b>			
None recommended	\$0.0	\$0.0	\$0.0
<b>FY 2020 Baseline Adjustments</b>			
MPSERS AROR Normal Cost - Funds the normal cost portion of community college costs to reduce the assumed rate of return for MPSERS to 7.05%	\$3,281.0	\$2,500.0	\$5,781.0
MPSERS UAL Stabilization - Annual adjustment for the state's share of MPSERS costs above the cap, bringing total MPSERS costs to \$74.8 million	\$0.0	(\$2,200.0)	(\$2,200.0)
Renaissance Zone Tax Reimbursement - Reflects reduced amount needed as a result of personal property tax reforms	\$0.0	(\$300.0)	(\$300.0)
<b>FY 2020 Total Executive Recommendation - Ongoing Funding</b>	<b>\$12,948.5</b>	<b>\$408,215.5</b>	<b>\$421,164.0</b>
<b>FY 2020 One-Time Investments</b>			
None recommended	\$0.0	\$0.0	\$0.0
<b>FY 2020 Total Executive Recommendation - One-Time Funding</b>	<b>\$0.0</b>	<b>\$0.0</b>	<b>\$0.0</b>
<b>FY 2020 Total Executive Recommendation - Ongoing and One-Time</b>	<b>\$12,948.5</b>	<b>\$408,215.5</b>	<b>\$421,164.0</b>
\$ Change from FY 2019 - Total Funding	\$12,948.5	\$0.0	\$12,948.5
% Change from FY 2019 - Total Funding	0.0%	0.0%	3.2%

**FY 2021 Adjustments**

	<u>GF/GP</u>	<u>SAF</u>	<u>GROSS</u>
<b>FY 2020 Total Executive Recommendation</b>	<b>\$12,948.5</b>	<b>\$408,215.5</b>	<b>\$421,164.0</b>
Removal of FY 2020 One-Time Funding	\$0.0	\$0.0	\$0.0
MPSERS AROR Normal Cost - Funds the normal cost portion of community college costs to reduce the assumed rate of return for MPSERS from 7.05% to 6.8%	\$0.0	(\$439.0)	(\$439.0)
MPSERS UAL Stabilization - Annual adjustment for the state's share of MPSERS costs above the cap bringing the total MPSERS costs to \$86.7 million	\$0.0	\$11,900.0	\$11,900.0
<b>FY 2021 Total Executive Recommendation</b>	<b>\$12,948.5</b>	<b>\$419,676.5</b>	<b>\$432,625.0</b>
\$ Change from FY 2020 - Total Funding	\$0.0	\$11,461.0	\$11,461.0
% Change from FY 2020 - Total Funding	0.0%	2.8%	2.7%



# Department of Corrections

## Governor's Recommended Budget for Fiscal Years 2020 and 2021

The Department of Corrections is responsible for the custody and supervision of all prisoners, parolees, and probationers within the state's correctional system. To ensure the safety of Michigan's residents and improve offender outcomes, the department provides a variety of programming and support services designed to hold offenders accountable, promote offender success, and mitigate the chances of future offense.

The Governor's recommended budget for fiscal year 2020 includes total ongoing funding of \$2 billion general fund. The Governor also recommends \$15.4 million in one-time funding in fiscal year 2020, all of which comes from the general fund.

---

### Highlights

The Governor's recommended budget includes three key investments:

- ♦ **\$10.5 million for New Custody Staff Training** (one-time general fund) to address projected attrition of corrections officers. Funds will support the training of 408 new corrections officers to ensure safe and secure prison operations.
- ♦ **\$4.6 million for the replacement of electronic tether devices** (one-time general fund) to enhance public safety and improve the supervision of offenders in the community.
- ♦ **\$2.1 million to support Michigan's aging prisoner population.** General fund resources will support a specialized housing unit to more effectively manage the health care needs of aging prisoners. Michigan currently has one of the oldest prisoner populations in the country with 25% of prisoners aged 50 and over.

---

### Continuing Funding

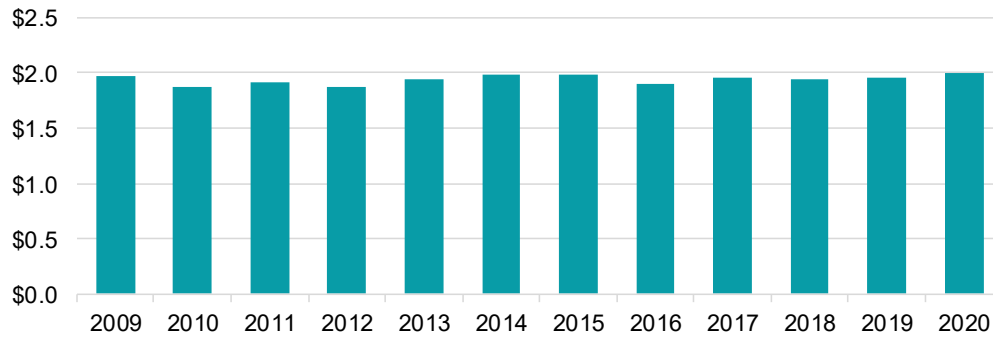
The Governor's recommended budget continues funding for the following operations:

- ♦ **\$1.1 billion for Prison Facilities** to support the operation of 30 correctional facilities that house approximately 39,000 prisoners.
- ♦ **\$310.3 million for Prisoner Health Care** to support the delivery of physical and mental health care and pharmacy services for Michigan's prisoner population.
- ♦ **\$133.7 million for Offender Success Programming** to continue efforts in reducing Michigan's prisoner population. Funds provide a variety of support services such as educational and career

## Corrections

readiness programs, and residential services to encourage and assist prisoners in becoming self-sufficient members of society upon release.

### General Fund Appropriations for Corrections Held Constant for Over a Decade In Billions



## Reductions

The Governor's budget reduces **\$4.7 million general fund** by redirecting state resources from lower priority and under-performing programs to areas of more acute need.

**Department of Corrections**  
**Governor's Recommended Budget for Fiscal Years 2020 and 2021**  
**\$ in Thousands**

**FY 2020 Adjustments**

	<u>GF/GP</u>	<u>GROSS</u>
<b>FY 2019 Current Law</b>	<b>\$1,963,841.3</b>	<b>\$2,019,056.2</b>
Removal of FY 2019 One-Time Funding	(\$13,627.7)	(\$13,627.7)
<b>FY 2020 Ongoing Investments</b>		
Aging Prisoner Population - Supports the specialized needs of aging prisoners	\$1,750.0	\$1,750.0
<b>FY 2020 Reductions</b>		
Elimination of six low priority programs	(\$4,740.0)	(\$4,740.0)
<b>FY 2020 Baseline Adjustments</b>		
Hepatitis C Treatment - Supports Hepatitis C treatment costs	\$6,965.2	\$6,965.2
Contract Adjustments - Supports health care and other contractual inflationary adjustments	\$5,488.5	\$8,112.1
Transportation - Supports increases in prisoner transportation costs	\$426.4	\$426.4
Closure Savings - Represents full year savings from the closure of Ojibway Correctional Facility	(\$6,805.7)	(\$6,805.7)
Employee Payroll Related Adjustments	\$23,095.9	\$23,370.8
Other Technical Adjustments	\$97.0	\$107.0
<b>FY 2020 Total Executive Recommendation - Ongoing Funding</b>	<b>\$1,976,490.9</b>	<b>\$2,034,614.3</b>
<b>FY 2020 One-Time Investments</b>		
New Custody Staff Training - Funding for an additional officer academy	\$10,466.8	\$10,466.8
Tether Replacement - Investment for new electronic tether devices	\$4,567.1	\$4,567.1
Aging Prisoner Population - Supports the specialized needs of aging prisoners	\$350.0	\$350.0
<b>FY 2020 Total Executive Recommendation - One-Time Funding</b>	<b>\$15,383.9</b>	<b>\$15,383.9</b>
<b>FY 2020 Total Executive Recommendation - Ongoing and One-Time</b>	<b>\$1,991,874.8</b>	<b>\$2,049,998.2</b>
\$ Change from FY 2019 - Total Funding	\$28,033.5	\$30,942.0
% Change from FY 2019 - Total Funding	1.4%	1.5%

**FY 2021 Adjustments**

	<u>GF/GP</u>	<u>GROSS</u>
<b>FY 2020 Total Executive Recommendation</b>	<b>\$1,991,874.8</b>	<b>\$2,049,998.2</b>
Removal of FY 2020 One-Time Funding	(\$15,383.9)	(\$15,383.9)
Contract Adjustment - Removes FY 2020 one-time physical plant costs	\$0.0	(\$2,575.0)
FY 2021 Baseline Adjustments - Removes FY 2020 one-time employee salary increase	(\$13,861.0)	(\$14,029.8)
<b>FY 2021 Total Executive Recommendation</b>	<b>\$1,962,629.9</b>	<b>\$2,018,009.5</b>
\$ Change from FY 2020 - Total Funding	(\$29,244.9)	(\$31,988.7)
% Change from FY 2020 - Total Funding	(1.5%)	(1.6%)





## Department of Education

### Governor's Recommended Budget for Fiscal Years 2020 and 2021

Leadership for Michigan's public education system is vested by the Michigan state constitution in the elected members of the State Board of Education and the Superintendent of Public Instruction. The Michigan Department of Education's major responsibilities include administration of the School Aid budget, early childhood learning, school improvement and accountability, and educator preparation and certification.

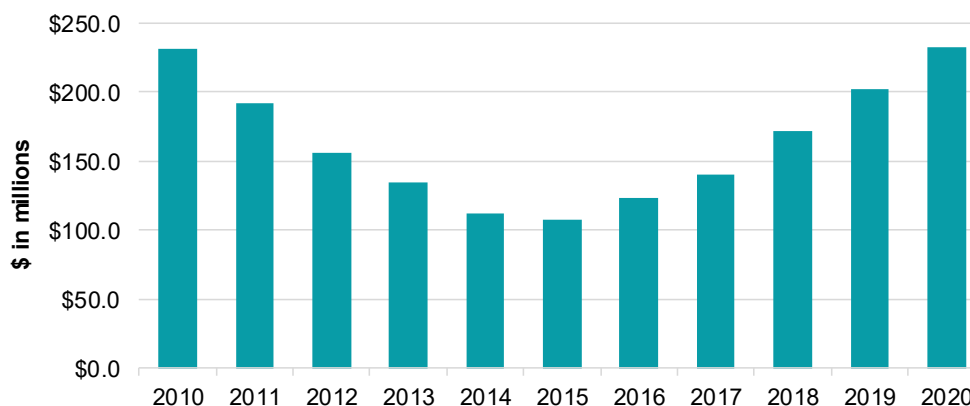
The Governor's recommended budget for fiscal year 2020 includes total ongoing funding of \$436.3 million, of which \$87.2 million comes from the state's general fund.

### Highlights

The Governor's recommended budget includes two key investments, both effective January 1, 2020:

- ◆ **\$13.6 million** (all federal funds) to expand access to child care for low income families by increasing the income limit from 130% to 140% of the federal poverty level. This investment will expand child care services to an estimated 2,000 families.
- ◆ **\$16.4 million** (all federal funds) to increase child care provider rates. Increases will be larger for higher quality rated providers. This will incentivize all providers to serve Michigan's children with the best quality of care.

### Child Care Investments Continue, Pushing Above 2010 Levels



## Continuing Funding

Beyond the investments highlighted above, the Governor's recommended budget continues funding for the following programs:

- ♦ **\$12.1 million for libraries** (general fund) to supplement local revenue in ensuring Michigan residents have access to local library services.
- ♦ **\$320,000 for HIV/STD prevention** (general fund) to improve the overall health and wellness of students in schools statewide by providing supports to school districts with HIV/STD prevention programs.

**Department of Education**  
**Governor's Recommended Budget for Fiscal Years 2020 and 2021**  
 \$ in Thousands

**FY 2020 Adjustments**

	<u>GF/GP</u>	<u>GROSS</u>
<b>FY 2019 Current Law</b>	<b>\$91,503.6</b>	<b>\$406,134.9</b>
Removal of FY 2019 One-Time Funding	(\$5,000.0)	(\$5,000.1)
<b>FY 2020 Ongoing Investments</b>		
Child care - Increase the entrance income limit for the child care program from 130% of the federal poverty level to 140% of the federal poverty level (3/4-year implementation)	\$0.0	\$13,600.0
Child care - Increase child care provider rates (3/4-year implementation)	\$0.0	\$16,400.0
Child care - Increase funding for infant/toddler and quality child care	\$0.0	\$3,600.0
<b>FY 2020 Reductions</b>		
None recommended	\$0.0	\$0.0
<b>FY 2020 Baseline Adjustments</b>		
Renaissance Zones adjustment to reflect projected expenditures	(\$300.0)	(\$300.0)
Child care caseload adjustment	\$599.4	\$0.0
Information Technology state restricted adjustment	\$0.0	\$300.0
Employee Payroll Related Adjustments	\$409.0	\$1,609.7
<b>FY 2020 Total Executive Recommendation - Ongoing Funding</b>	<b>\$87,212.0</b>	<b>\$436,344.5</b>
<b>FY 2020 One-Time Investments</b>		
None recommended	\$0.0	\$0.0
<b>FY 2020 Total Executive Recommendation - One-Time Funding</b>	<b>\$0.0</b>	<b>\$0.0</b>
<b>FY 2020 Total Executive Recommendation - Ongoing and One-Time</b>	<b>\$87,212.0</b>	<b>\$436,344.5</b>
\$ Change from FY 2019 - Total Funding	(\$4,291.6)	\$30,209.6
% Change from FY 2019 - Total Funding	(4.7%)	7.4%

**FY 2021 Adjustments**

	<u>GF/GP</u>	<u>GROSS</u>
<b>FY 2020 Total Executive Recommendation</b>	<b>\$87,212.0</b>	<b>\$436,344.5</b>
Removal of FY 2020 One-Time Funding	\$0.0	\$0.0
FY 2021 Planned Investments - Full-year implementation of FY 2020 child care investments	\$0.0	\$11,200.0
FY 2021 Baseline Adjustments - Remove FY 2020 one-time employee salary increase	(\$236.8)	(\$800.6)
<b>FY 2021 Total Executive Recommendation</b>	<b>\$86,975.2</b>	<b>\$446,743.9</b>
\$ Change from FY 2020 - Total Funding	(\$236.8)	\$10,399.4
% Change from FY 2020 - Total Funding	(0.3%)	2.4%



## Department of Environmental Quality

### Governor's Recommended Budget for Fiscal Years 2020 and 2021

The Department of Environmental Quality (DEQ) works to promote wise management of Michigan's air, land, and water resources to support a sustainable environment, healthy communities, and a vibrant economy. On February 20, 2019, Governor Whitmer signed Executive Order 2019-6 to restructure and rename the department as the Department of Environment, Great Lakes, and Energy (EGLE). The new department will focus on improving the quality of Michigan's air, land, and water, protecting public health, and encouraging the use of clean energy, and will serve as a full-time guardian of the Great Lakes, our freshwater, and our public water supplies.

Subsequent to the effective date of the Executive Order, budget revisions will be submitted to reflect the organizational restructuring, which will support the administration's commitment to environmental protection and improvement.

The Governor's recommended budget for fiscal year 2020 includes total ongoing funding of \$474.3 million, of which \$49.8 million comes from the state's general fund. The Governor also recommends \$4 million general fund in one-time funding in fiscal year 2020.

---

## Highlights

The fiscal year 2019 supplemental includes one key investment:

- ♦ **\$120 million for a new Drinking Water Protection and Innovation Initiative** (general fund) to be used for lead and copper rule implementation, response to PFAS and emerging contaminants, drinking water revolving fund loan support, affordability and planning initiatives, and research and innovation activities. In addition, \$60 million is recommended in the School Aid budget for a statewide initiative to replace existing drinking fountains in older school buildings with hydration stations, to provide clean, filtered drinking water to Michigan's school children.

The Governor's recommended fiscal year 2020 budget includes three key investments:

- ♦ **\$69 million for Renewing Michigan's Environment** (restricted) to continue the program created in fiscal year 2019. Approximately \$45 million (65%) is dedicated to environmental cleanup and redevelopment; approximately \$9 million (13%) will be used for the waste management program; and approximately \$15 million (22%) will be used for the recycling program.
- ♦ **\$1.9 million for a new Drinking Water Compliance Assistance Unit** (general fund) to provide technical expertise related to the implementation of lead and copper rule requirements to better safeguard Michigan residents from lead and copper in their drinking water.

## Environmental Quality

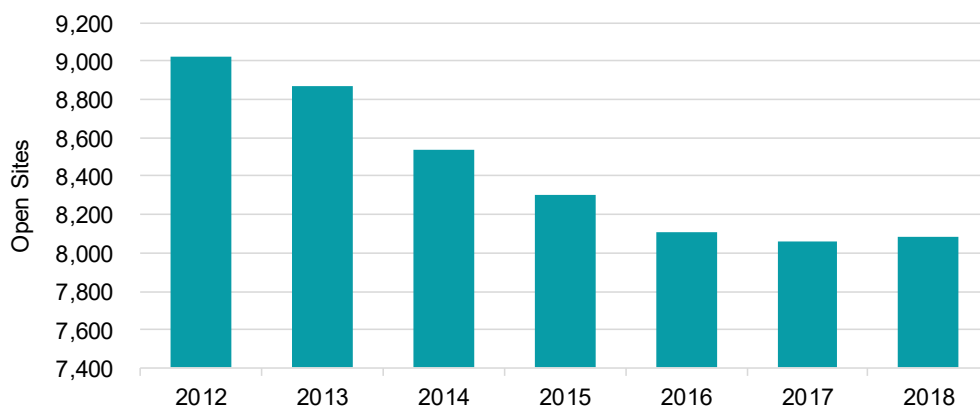
- ♦ **\$9.8 million** to modernize and enhance core programmatic systems dedicated to protecting the environment and the health of residents. These funds will be allocated from the Information Technology Investment Fund (ITIF) in the budget for the Department of Technology, Management, and Budget. The ITIF supports information technology projects that lead to transformative change in state service delivery and the modernization of legacy systems.
- 

### Continuing Funding

Beyond the investments highlighted above, the Governor's recommended budget continues funding for the following programs:

- ♦ **\$27.9 million for Air Quality** (\$6 million general fund) to ensure that Michigan's air remains clean by regulating sources of air pollutants to minimize adverse impacts on human health and the environment.
- ♦ **\$120 million for the State Revolving Fund** (\$5 million general fund), a low interest loan program that assists qualified municipalities with the construction of water pollution control facilities.
- ♦ **\$54.9 million for Petroleum Cleanup Programs** (restricted) to support the management and reduction of risk at thousands of sites contaminated by refined petroleum products. The funds support both owner and state cleanup efforts.

### DEQ Reduces Number of Contaminated Gas Station Sites



## Reductions

The recommended budget reduces general fund for the following programs:

- ♦ **\$2.7 million in general fund replaced by the Renewing Michigan's Environment Program.** Current general fund support for recycling and vapor intrusion is no longer needed due to the creation of a restricted fund source.
- ♦ **\$1.5 million for the Water Quality and Use Initiative.** The long-term vision funded by this initiative has been established, so general fund resources can now be redirected to other key priorities.
- ♦ **\$1 million for Lead Remediation Grants.** Funding is instead provided for lead remediation in the Department of Health and Human Services budget.

**Department of Environmental Quality**  
**Governor's Recommended Budget for Fiscal Years 2020 and 2021**  
 \$ in Thousands

**FY 2020 Adjustments**

	<u>GF/GP</u>	<u>GROSS</u>
<b>FY 2019 Current Law</b>	<b>\$58,546.5</b>	<b>\$501,302.6</b>
Removal of FY 2019 One-Time Funding	(\$6,120.0)	(\$6,120.1)
<b>FY 2020 Ongoing Investments</b>		
Drinking Water Compliance Assistance (10 FTEs)	\$1,900.0	\$1,900.0
<b>FY 2020 Reductions</b>		
Recycling Grants - Replaced by funding in the Renewing Michigan's Environment Program	(\$1,032.0)	(\$1,032.0)
Vapor Intrusion - Replaced by funding in the Renewing Michigan's Environment Program	(\$1,655.3)	(\$1,655.3)
Water Quality and Use Initiative	(\$1,522.9)	(\$1,522.9)
Lead Remediation Grants	(\$1,000.0)	(\$1,000.0)
<b>FY 2020 Baseline Adjustments</b>		
Employee Payroll Related Adjustments	\$676.7	\$3,068.3
Other Technical Adjustments	\$0.0	(\$20,667.4)
<b>FY 2020 Total Executive Recommendation - Ongoing Funding</b>	<b>\$49,793.0</b>	<b>\$474,273.2</b>
<b>FY 2020 One-Time Investments</b>		
Drinking Water Infrastructure Grants For Remediation of Local Drinking Water Systems	\$4,000.0	\$4,000.0
Drinking Water Declaration of Emergency Placeholder	\$0.0	\$0.1
<b>FY 2020 Total Executive Recommendation - One-Time Funding</b>	<b>\$4,000.0</b>	<b>\$4,000.1</b>
<b>FY 2020 Total Executive Recommendation - Ongoing and One-Time</b>	<b>\$53,793.0</b>	<b>\$478,273.3</b>
\$ Change from FY 2019 - Total Funding	(\$4,753.5)	(\$23,029.3)
% Change from FY 2019 - Total Funding	(8.1%)	(4.6%)

**FY 2021 Adjustments**

	<u>GF/GP</u>	<u>GROSS</u>
<b>FY 2020 Total Executive Recommendation</b>	<b>\$53,793.0</b>	<b>\$478,273.3</b>
Removal of FY 2020 One-Time Funding	(\$4,000.0)	(\$4,000.1)
FY 2021 Baseline Adjustments - Remove FY 2020 one-time employee salary increase	(\$362.2)	(\$1,646.8)
<b>FY 2021 Total Executive Recommendation</b>	<b>\$49,430.8</b>	<b>\$472,626.4</b>
\$ Change from FY 2020 - Total Funding	(\$4,362.2)	(\$5,646.9)
% Change from FY 2020 - Total Funding	(8.1%)	(1.2%)



## Executive Office

### Governor's Recommended Budget for Fiscal Years 2020 and 2021

The Executive Office is the Office of the Governor. The budget provides funding for the Governor and her immediate staff, who assist her in executing the constitutional responsibilities as Chief Executive of the State of Michigan. The Executive Office budget also includes funding for the Lieutenant Governor's office. The Lieutenant Governor performs gubernatorial functions in the Governor's absence, presides over the Senate, serves on the State Administrative Board, and represents the Governor at selected local, state, and national meetings.

The Governor's recommended budget for fiscal year 2020 includes total ongoing funding of \$7.1 million, all general fund.

**Executive Office**  
**Governor's Recommended Budget for Fiscal Years 2020 and 2021**  
 \$ in Thousands

**FY 2020 Adjustments**

	<u>GF/GP</u>	<u>GROSS</u>
<b>FY 2019 Current Law</b>	<b>\$6,980.1</b>	<b>\$6,980.1</b>
Removal of FY 2019 One-Time Funding	\$0.0	\$0.0
<b>FY 2020 Ongoing Investments</b>		
Operations - 2% inflationary increase	\$134.2	\$134.2
<b>FY 2020 Reductions</b>		
None recommended		
<b>FY 2020 Baseline Adjustments</b>		
None recommended	\$0.0	\$0.0
<b>FY 2020 Total Executive Recommendation - Ongoing Funding</b>	<b>\$7,114.3</b>	<b>\$7,114.3</b>
<b>FY 2020 One-Time Investments</b>		
None recommended		
<b>FY 2020 Total Executive Recommendation - One-Time Funding</b>	<b>\$0.0</b>	<b>\$0.0</b>
<b>FY 2020 Total Executive Recommendation - Ongoing and One-Time</b>	<b>\$7,114.3</b>	<b>\$7,114.3</b>
\$ Change from FY 2019 - Total Funding	\$134.2	\$134.2
% Change from FY 2019 - Total Funding	1.9%	1.9%

**FY 2021 Adjustments**

	<u>GF/GP</u>	<u>GROSS</u>
<b>FY 2020 Total Executive Recommendation</b>	<b>\$7,114.3</b>	<b>\$7,114.3</b>
Removal of FY 2020 One-Time Funding	\$0.0	\$0.0
<b>FY 2021 Total Executive Recommendation</b>	<b>\$7,114.3</b>	<b>\$7,114.3</b>
\$ Change from FY 2020 - Total Funding	\$0.0	\$0.0
% Change from FY 2020 - Total Funding	0.0%	0.0%

# Department of Health and Human Services

## Governor's Recommended Budget for Fiscal Years 2020 and 2021

The Department of Health and Human Services (DHHS) provides opportunities, services, and programs to promote a healthy, safe, and stable environment and to help Michigan residents to be self-sufficient. DHHS operates a network of offices throughout the state and administers critical programs including Medicaid, population health, child welfare, and public assistance.

The Governor's recommended budget for fiscal year 2020 includes total ongoing funding of \$25.9 billion, of which \$4.7 billion comes from the state's general fund. The Governor also recommends \$237.4 million in one-time funding in fiscal year 2020, \$71.6 million of which comes from the general fund. Most of the one-time authorization is related to the anticipated reinstatement of the federal Health Insurer Fee.

---

### Highlights

The Governor's recommended budget includes six key investments:

- ♦ **\$13.9 million for Environmental and Public Health hazards response** (general fund) to allow DHHS to more effectively monitor and respond to environmental public health threats and to expand laboratory capacity to investigate the potential contamination of public water and food sources and assess their effects on human and community health.
- ♦ **\$28.2 million for community-based home help services** (\$10.1 million general fund) to help ensure that frail and elderly individuals can safely remain in their homes and outside of nursing facilities. The funding addresses increasing costs related to the statutory minimum wage changes adopted in 2018.
- ♦ **\$10.0 million for Healthy Michigan Plan (HMP) work supports** (general fund) to ensure that HMP beneficiaries impacted by new work requirements have access to needed employment supports and to provide resources to the department to help beneficiaries address the new requirements.
- ♦ **\$8.7 million for Child Welfare enhancements** (general fund) to help the state meet various commitments under a federal court settlement agreement. Funding includes \$5.9 million for supportive visitation between foster children and their parents to promote family reunification; \$1.8 million for licensing incentive payments for kinship caregivers; and \$1.0 million to maintain the Building Community Partnerships parent mentoring program.
- ♦ **\$2.2 million for the Center for Forensic Psychiatry** (general fund) to meet the growing demand for forensic evaluations and restoration treatment for adults deemed incompetent to stand trial and reduce current wait lists for these services. On a typical day, roughly 115 defendants wait in jail or while released on bond for an available bed to receive services to restore their competency. The wait lists strain local jails that are sometimes forced to provide behavioral health services to these defendants.

- ♦ **\$946,000 to support Child Support Pass-Through payments** (federal funds) of up to \$200 for qualifying households within the Family Independence Program. Currently, the state retains all collected child support to cover assistance payments. Access to additional support from non-custodial parents will provide new cash resources to the state's most economically vulnerable families.
- 

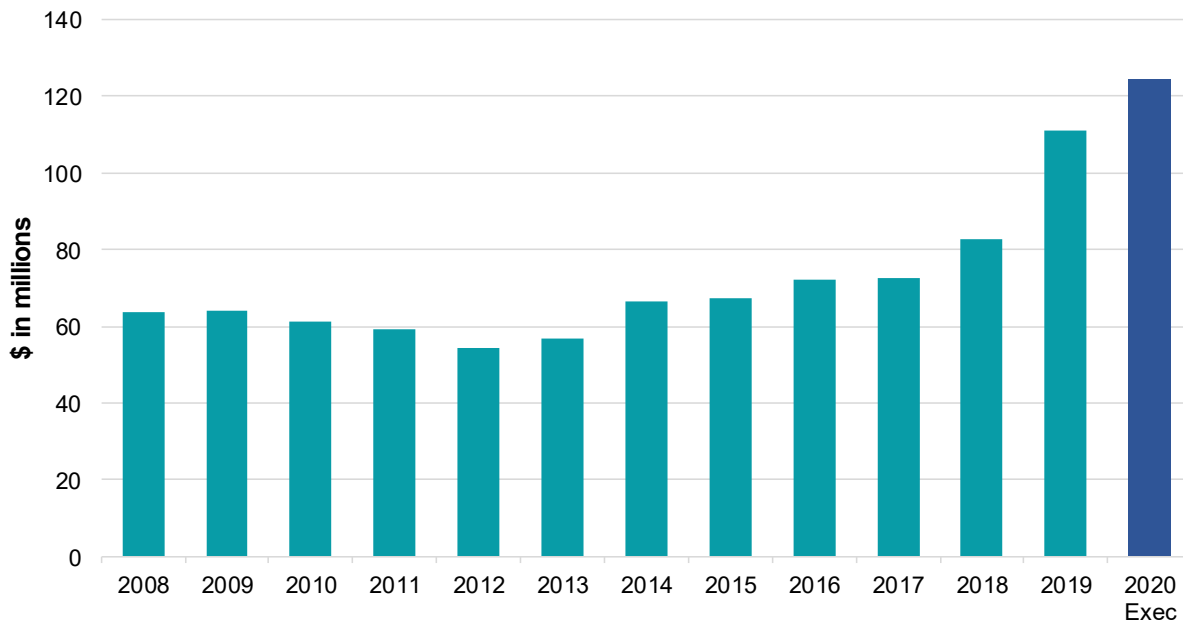
## Other Investments and Continuing Funding

Beyond the investments highlighted above, the Governor's recommended budget contains funding for the following programs:

- ♦ **\$75.1 million for the Healthy Michigan Plan** (general fund). The Executive Budget fully supports the health coverage needs of enrollees in the Healthy Michigan Plan and includes funding to cover increased state match requirements, which will move from 7 percent to a permanent rate of 10 percent starting in January 2020. The Administration is committed to working with the Legislature to make improvements to current work requirement provisions scheduled to become effective in 2020 in order to support and encourage work for enrollees while simplifying procedures and reducing compliance burdens.
- ♦ **\$74.4 million to meet state match requirements within traditional Medicaid and Children's Health Insurance Program (CHIP)** (general fund). Annual federal adjustments in Michigan's share for Medicaid expenditures will increase state Medicaid costs, while a more significant state cost in CHIP is recognized due to enhanced federal matching funds expiring in fiscal year 2020 and fiscal year 2021.
- ♦ **\$50.0 million for the federal Health Insurer Fee** (one-time general fund). One-time funding is included in anticipation of the end of a one-year moratorium for a federal tax on health insurers. The funding covers federally required payments to Medicaid health plans that are impacted by the tax.
- ♦ **\$8.1 million in continuing funding for programs addressing the Flint water emergency** (general fund). Funding supports a variety of efforts for Flint residents including lead abatement activities, lead poisoning prevention programs, early childhood home visiting initiatives, nutritional programs, and health care services for children potentially exposed to lead. Of the \$8.1 million, \$5.2 million is appropriated on an ongoing basis, while another \$2.9 million is designated as one-time funding.
- ♦ **\$7.0 million for the State Innovation Model (SIM)** (general fund). One-time funding will continue support for five Community Health Innovation Regions (CHIRs) initially developed under the federal SIM grant which expires in January 2020. Each CHIR provides a community-based structure for engaging critical community partners in identifying and addressing local health challenges with the goal of reducing intensive use of medical and social services. This bridge funding will maintain the CHIR infrastructure established with federal grant funds while an evaluation of the model is completed.

- ♦ **\$226,000 to waive birth certificate fees for people experiencing homelessness** (general fund). This investment helps individuals obtain critical personal identity documents that are needed as they work toward regaining permanent housing.

### Budget Recommends Critical Investments in Public Health Programs (General Fund Appropriations)



### Reductions

The recommended budget reduces funding for the following programs:

- ♦ **\$4.9 million savings from enhanced Medicaid payment review** (general fund). The DHHS Office of Inspector General will expand current efforts to recoup improper or fraudulent Medicaid payments to include investigative efforts in collaboration with our Medicaid health plan partners, resulting in net savings to the state.
- ♦ **\$5.5 million from Long-Term Care Services** (general fund). Nursing facilities are reimbursed through Michigan's Medicaid program based on their costs. This reimbursement is capped for the highest cost facilities. The budget proposes to lower the variable cost cap applied to reimbursement. The Executive Budget still assumes total long-term care reimbursement will grow 6.3 percent from fiscal year 2018.
- ♦ **\$3.7 million from the MiDOCs program** (general fund). The budget retains \$1.3 million general fund for this medical residency program. The reduction reflects that work project funding is available to support a smaller than anticipated first-year cohort in fiscal year 2019.
- ♦ **\$3 million from Hospital Services** (general fund). These funds support non-Medicaid lump sum payments to eligible hospitals. The budget maintains \$7 million of the \$10 million in increased, unmatched general fund added to the fiscal year 2019 budget for this purpose.

## Health and Human Services

- ♦ **\$5.0 million from Medicaid HMO pharmacy administrative rate efficiency** (general fund) to reflect a reduction in administrative rates paid to Medicaid managed care plans in traditional Medicaid and the Healthy Michigan Plan.
- ♦ **\$4.5 million retainer savings** (general fund) associated with increasing uncompensated care Disproportionate Share Hospital (DSH) payments to hospitals. The expanded DSH pool draws down additional federal dollars for hospitals and creates savings in the state budget.
- ♦ **\$3.3 million savings from Hospice Services** (general fund) by eliminating state-funded payments to non-Medicare certified facilities that are not eligible for Medicaid reimbursement for room and board costs.

**Department of Health and Human Services**  
**Governor's Recommended Budget for Fiscal Years 2020 and 2021**  
 \$ in Thousands

**FY 2020 Adjustments**

	<b>GF/GP</b>	<b>GROSS</b>
<b>FY 2019 Current Law</b>	<b>\$4,439,789.4</b>	<b>\$25,527,390.9</b>
Removal of FY 2019 One-Time Funding	(\$60,401.8)	(\$173,976.7)
<b>FY 2020 Ongoing Investments</b>		
Environmental and Public Health Hazards Response	\$13,857.0	\$13,857.0
Child Welfare Enhancements - Supportive visitation, licensing incentives, family preservation	\$8,653.3	\$8,653.3
Healthy Michigan Plan Work Supports	\$10,000.0	\$10,000.0
Center for Forensic Psychiatry - staffing to address competency evaluations and treatment	\$2,178.6	\$2,178.6
Child Support Pass-Through Payments - Up to \$200 for cash assistance households	\$0.0	\$946.0
Waive Birth Certificate Fees for Homeless Individuals	\$226.0	\$226.0
<b>FY 2020 Reductions</b>		
Enhanced Medicaid Payment Review - DHHS Office of Inspector General	(\$4,861.5)	(\$21,582.6)
Reduce Variable Cost Limit for Nursing Facilities from 80th to 70th Percentile	(\$5,500.0)	(\$15,303.3)
Medicaid Health Maintenance Organization Pharmacy Administrative Rate Efficiencies	(\$5,000.0)	(\$19,853.0)
MiDOCS Medical Residency Program - Recognize smaller than anticipated 1st-year cohort	(\$3,700.0)	(\$15,529.4)
Rural Hospital Payments - Grant funding to eligible hospitals reduced to \$7m	(\$3,000.0)	(\$3,000.0)
Disproportionate Share Hospital Payment - GF retention savings tied to increased payments	(\$4,500.0)	\$40,696.0
Hospice Room and Board - Eliminate GF-funded payments for non-Medicare certified facilities	(\$3,318.0)	(\$3,318.0)
Align Dispensing Policies for Opioids with Centers for Disease Control Guidelines	(\$500.0)	(\$2,000.0)
Removal of Earmarked Funds - Programs that do not serve the statewide population	(\$5,885.2)	(\$7,894.6)
Other Efficiencies and Technical Reductions	(\$4,108.7)	(\$5,119.8)
<b>FY 2020 Baseline Adjustments</b>		
Match rate changes: Medicaid/Healthy Michigan Plan/Children's Health Insurance Program	\$149,474.8	(\$155.2)
Medicaid and Healthy Michigan Plan Caseload	\$73,159.8	\$139,376.8
Human Services Caseload - Child Welfare and Public Assistance	\$10,514.9	(\$163,612.0)
Actuarial Soundness for Medicaid Managed Care Organizations	\$61,886.7	\$211,452.0
Community-Based Home Help Services - Increased costs with minimum wage changes	\$10,125.5	\$28,173.1
Healthy Michigan Plan - Implementation of Work Requirements & Healthy Behavior Waivers	\$13,107.7	\$26,215.4
Medicaid Benefits Trust Fund - Increase GF to address structural shortfall	\$10,000.0	\$0.0
Medicaid Financing Adjustments - Provider taxes, DSH, special payments	(\$33,127.7)	\$241,645.4
Implementation of State Pays First Legislation	(\$4,118.2)	\$18,979.0
Recognize Statutory Increase in Long Term Care Current Asset Value Limit	\$1,747.6	\$4,862.6
Child Support Collection Fee - Increase GF to allow state to absorb fee	\$956.3	\$0.0
FY 2019 Supplemental - Annualize costs for CPS, Caro, direct care wage, homeless shelters	\$14,284.6	\$24,973.3
Employee Payroll Related Adjustments	\$19,135.4	\$28,809.4
Other Adjustments	\$6,637.0	\$44,308.6
<b>FY 2020 Total Executive Recommendation - Ongoing Funding</b>	<b>\$4,707,713.5</b>	<b>\$25,941,398.8</b>

	<u>GF/GP</u>	<u>GROSS</u>
<b>FY 2020 One-Time Investments</b>		
Required Managed Care Payments Under Federal ACA Health Insurer Fee	\$50,019.8	\$180,500.0
Sustain Funding for Community Health Innovation Regions Under State Innovation Model	\$7,000.0	\$7,000.0
Maintain DHHS Information Technology Funding from FY 2019 Supplemental	\$11,750.0	\$47,000.0
Drinking Water Declaration of Emergency - \$2.9 million in one-time funding for Flint programs	\$2,858.7	\$2,858.7
<b>FY 2020 Total Executive Recommendation - One-Time Funding</b>	<b>\$71,628.5</b>	<b>\$237,358.7</b>
<b>FY 2020 Total Executive Recommendation - Ongoing and One-Time</b>	<b>\$4,779,342.0</b>	<b>\$26,178,757.5</b>
\$ Change from FY 2019 - Total Funding	\$339,552.6	\$651,366.6
% Change from FY 2019 - Total Funding	7.6%	2.6%

**FY 2021 Adjustments**

	<u>GF/GP</u>	<u>GROSS</u>
<b>FY 2020 Total Executive Recommendation</b>	<b>\$4,779,342.0</b>	<b>\$26,178,757.5</b>
Removal of FY 2020 One-Time Funding	(\$71,628.5)	(\$237,358.7)
FY 2021 Baseline Adjustments - HMP and Children's Health Insurance Program match rates	\$53,739.0	\$0.0
FY 2021 Planned Investments - Annualize administration for HMP waivers	\$2,576.8	\$5,153.6
FY 2021 Baseline Adjustments - Remove FY 2020 one-time employee salary increase	(\$12,095.5)	(\$17,678.3)
<b>FY 2021 Total Executive Recommendation</b>	<b>\$4,751,933.8</b>	<b>\$25,928,874.1</b>
\$ Change from FY 2020 - Total Funding	(\$27,408.2)	(\$249,883.4)
% Change from FY 2020 - Total Funding	(0.6%)	(1.0%)



# Higher Education

## Governor's Recommended Budget for Fiscal Years 2020 and 2021

The Higher Education budget provides operating support to the state's 15 public universities and also funds student financial aid programs. Public universities provide a path to prosperity for a highly educated workforce and are an essential component of reaching the Governor's goal of at least 60 percent of Michigan residents between the ages of 16 and 64 earning a college degree or certificate by 2030. Over 285,000 students were enrolled in the state's public universities last year.

The Governor's recommended budget for fiscal year 2020 includes total funding of \$1.7 billion for higher education, of which \$1.6 billion is general fund.

### Highlights

The Governor's recommended budget includes:

- ♦ **\$45.6 million in additional university operations funding** (general fund), representing a 3 percent increase compared to fiscal year 2019, the largest increase since fiscal year 2015. This increase will be distributed across the board to provide planning stability for universities. Receipt of the funding increase is contingent on universities holding tuition increases below 3.2% or \$427, equal to projected inflation plus one percentage point, in order to limit tuition cost increases for students and families. This investment also includes a 3% increase for MSU AgBioResearch and MSU Extension.
- ♦ **A total of \$110 million is recommended for the new Michigan Reconnect Grant Program** (funded from the Talent Investment Fund). These funds are being recommended in a fiscal year 2019 supplemental and are expected to be sufficient to support the program through fiscal year 2021.
- ♦ **\$500.1 million of School Aid Fund is replaced with General Fund** to eliminate all School Aid Fund dollars being used to support public universities and return those funds to K-12 education purposes.

### Continuing Funding

Beyond the investments highlighted above, the Governor's recommended budget continues funding for the following programs:

- ♦ **\$135.1 million in continued funding for student financial aid programs**, including \$59.8 million for the Tuition Incentive Program, \$38 million for Tuition Grants, and \$32.4 million for Competitive Scholarships. Beginning in fiscal year 2020, the Tuition Incentive Program awards will be limited to a

## Higher Education

tuition cap of three times the per-credit in-district community college tuition rate, restraining program cost growth.

- ♦ **\$6.3 million for university retirement obligations.** The Governor's recommended budget continues to provide state support for retirement contributions to the Michigan Public School Employees Retirement System (MPERS), costs that would otherwise be paid by public universities.

<b>FY 2020 Public University Funding (\$ in Thousands)</b>				
<b>University</b>	<b>FY 2019 Funding</b>	<b>FY 2020 Increase</b>	<b>FY 2020 Funding</b>	<b>Percent Increase</b>
Central Michigan University	\$87,415.0	\$2,622.5	\$90,037.5	3.0%
Eastern Michigan University	76,979.3	2,309.4	79,288.7	3.0%
Ferris State University	54,950.7	1,648.5	56,599.2	3.0%
Grand Valley State University	72,056.6	2,161.7	74,218.3	3.0%
Lake Superior State University	13,987.0	419.6	14,406.6	3.0%
Michigan State University	286,274.2	8,588.2	294,862.4	3.0%
Michigan Technological University	49,949.6	1,498.5	51,448.1	3.0%
Northern Michigan University	47,998.4	1,440.0	49,438.4	3.0%
Oakland University	52,819.2	1,584.6	54,403.8	3.0%
Saginaw Valley State University	30,528.0	915.8	31,443.8	3.0%
University of Michigan - Ann Arbor	320,782.4	9,623.4	330,405.8	3.0%
University of Michigan - Dearborn	26,071.8	782.2	26,854.0	3.0%
University of Michigan - Flint	23,585.4	707.6	24,293.0	3.0%
Wayne State University	202,363.2	6,070.9	208,434.1	3.0%
Western Michigan University	111,151.0	3,334.5	114,485.5	3.0%
<b>Operations Subtotal:</b>	<b>\$1,456,911.8</b>	<b>\$43,707.4</b>	<b>\$1,500,619.2</b>	<b>3.0%</b>
MSU AgBioResearch & Extension	64,429.1	1,932.8	66,361.9	3.0%
<b>Total:</b>	<b>\$1,521,340.9</b>	<b>\$45,640.2</b>	<b>\$1,566,981.1</b>	<b>3.0%</b>

**Higher Education**  
**Governor's Recommended Budget for Fiscal Years 2020 and 2021**  
 \$ in Thousands

**FY 2020 Adjustments**

	<u>GF/GP</u>	<u>SAF</u>	<u>GROSS</u>
<b>FY 2019 Current Law</b>	<b>\$1,046,017.9</b>	<b>\$500,088.3</b>	<b>\$1,669,732.6</b>
Removal of FY 2019 One-Time Funding	\$0.0	\$0.0	\$0.0
<b>FY 2020 Ongoing Investments</b>			
University Operations Increase - 3% across-the-board increase for university operations.	\$43,707.4	\$0.0	\$43,707.4
Children of Veterans Tuition Grant - Replace restricted revenues no longer available through income tax form check-off.	\$100.0	\$0.0	\$0.0
MSU AgBioResearch Operations Increase - 3% increase	\$1,037.7	\$0.0	\$1,037.7
MSU Extension Operations Increase - 3% increase	\$895.1	\$0.0	\$895.1
<b>FY 2020 Reductions</b>			
Tuition Incentive Program - \$4.5 million savings from implementing a tuition cap of three times the per-credit in-district community college tuition rate	(\$4,500.0)	\$0.0	(\$4,500.0)
<b>FY 2020 Baseline Adjustments</b>			
MPSERS UAL Stabilization for Universities - Annual adjustment for the state's share of MPSERS costs above the cap for a total of \$5 million	(\$116.0)	\$0.0	(\$116.0)
MPSERS - AROR Normal Cost for Universities - Funds the normal cost increase to reduce the assumed rate of return for MPSERS to 7.05%	\$1,234.0	(\$669.0)	\$565.0
Removes all School Aid Fund from university funding and replaces it with General Fund	\$499,419.3	(\$499,419.3)	\$0.0
<b>FY 2020 Total Executive Recommendation - Ongoing Funding</b>	<b>\$1,587,795.4</b>	<b>\$0.0</b>	<b>\$1,711,321.8</b>
<b>FY 2020 One-Time Investments</b>			
None recommended	\$0.0	\$0.0	\$0.0
<b>FY 2020 Total Executive Recommendation - One-Time Funding</b>	<b>\$0.0</b>	<b>\$0.0</b>	<b>\$0.0</b>
<b>FY 2020 Total Executive Recommendation - Ongoing and One-Time</b>	<b>\$1,587,795.4</b>	<b>\$0.0</b>	<b>\$1,711,321.8</b>
\$ Change from FY 2019 - Total Funding	\$541,777.5	(\$500,088.3)	\$41,589.2
% Change from FY 2019 - Total Funding	51.8%	(100.0%)	2.5%

**FY 2021 Adjustments**

	<u>GF/GP</u>	<u>SAF</u>	<u>GROSS</u>
<b>FY 2020 Total Executive Recommendation</b>	<b>\$1,587,795.4</b>	<b>\$0.0</b>	<b>\$1,711,321.8</b>
Removal of FY 2020 One-Time Funding	\$0.0	\$0.0	\$0.0
FY 2021 Baseline Adjustments - Annual adjustment for the state's share of MPSERS UAL Stabilization costs above the cap for a total of \$6 million	\$1,013.0	\$0.0	\$1,013.0
<b>FY 2021 Total Executive Recommendation</b>	<b>\$1,588,808.4</b>	<b>\$0.0</b>	<b>\$1,712,334.8</b>
\$ Change from FY 2020 - Total Funding	\$1,013.0	\$0.0	\$1,013.0
% Change from FY 2020 - Total Funding	0.1%	0.0%	0.1%



## Department of Insurance and Financial Services

### Governor's Recommended Budget for Fiscal Years 2020 and 2021

The Department of Insurance and Financial Services (DIFS) regulates Michigan's insurance and financial services industries to protect consumers, strengthen the state's business climate, and position these industries for economic growth.

The Governor's recommended budget for fiscal year 2020 includes total ongoing funding of \$68.9 million, of which \$150,000 comes from the state's general fund.

### Highlights

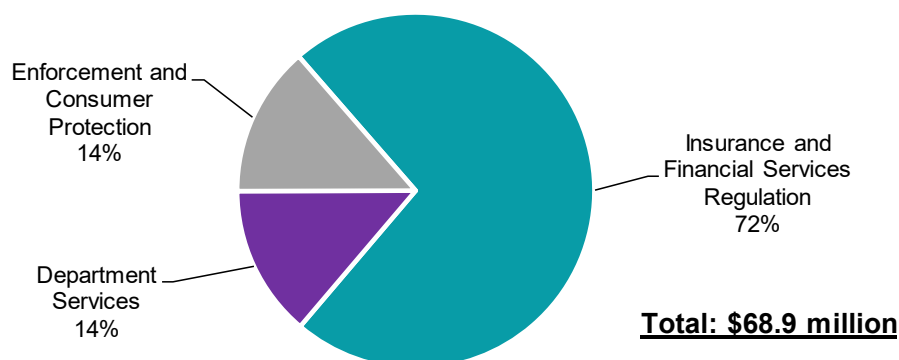
The Governor's recommended budget includes one key investment:

- ♦ **\$499,300 and 6.0 FTEs for the Anti-Fraud Unit** established in Executive Order 2018-9. This unit will investigate and prosecute fraudulent and criminal activity in the insurance and financial services sectors and will be fully supported with restricted funds.

### Continuing Funding

Beyond the investment highlighted above, the Governor's recommended budget continues funding to support the regulation of a wide range of industries including banks, insurance companies, and other consumer finance-related entities.

### DIFS Funding Supports Its Core Mission



**Department of Insurance and Financial Services**  
**Governor's Recommended Budget for Fiscal Years 2020 and 2021**  
 \$ in Thousands

**FY 2020 Adjustments**

	<u>GF/GP</u>	<u>GROSS</u>
<b>FY 2019 Current Law</b>	<b>\$550.0</b>	<b>\$67,971.9</b>
Removal of FY 2019 One-Time Funding	(\$400.0)	(\$400.0)
<b>FY 2020 Ongoing Investments</b>		
Establish Anti-Fraud Unit - 6.0 FTEs and \$499.3 for new unit created in E.O. 2018-9	\$0.0	\$499.3
<b>FY 2020 Reductions</b>		
None recommended		
<b>FY 2020 Baseline Adjustments</b>		
Employee Payroll Related Adjustments	\$0.0	\$818.6
<b>FY 2020 Total Executive Recommendation - Ongoing Funding</b>	<b>\$150.0</b>	<b>\$68,889.8</b>
<b>FY 2020 One-Time Investments</b>		
None recommended		
<b>FY 2020 Total Executive Recommendation - One-Time Funding</b>	<b>\$0.0</b>	<b>\$0.0</b>
<b>FY 2020 Total Executive Recommendation - Ongoing and One-Time</b>	<b>\$150.0</b>	<b>\$68,889.8</b>
\$ Change from FY 2019 - Total Funding	(\$400.0)	\$917.9
% Change from FY 2019 - Total Funding	(72.7%)	1.4%

**FY 2021 Adjustments**

	<u>GF/GP</u>	<u>GROSS</u>
<b>FY 2020 Total Executive Recommendation</b>	<b>\$150.0</b>	<b>\$68,889.8</b>
Removal of FY 2020 One-Time Funding	\$0.0	\$0.0
FY 2021 Baseline Adjustments - Remove FY 2020 one-time employee salary increase	\$0.0	(\$481.5)
<b>FY 2021 Total Executive Recommendation</b>	<b>\$150.0</b>	<b>\$68,408.3</b>
\$ Change from FY 2020 - Total Funding	\$0.0	(\$481.5)
% Change from FY 2020 - Total Funding	0.0%	(0.7%)

## Judiciary

### Governor's Recommended Budget for Fiscal Years 2020 and 2021

Michigan's Constitution grants full judicial power to a court system composed of the Supreme Court, the Court of Appeals, the Circuit Court, the Probate Court, and courts of limited jurisdiction such as the District Court and municipal courts. The Supreme Court administers the state's judiciary through the State Court Administrative Office.

The Governor's recommended budget for fiscal year 2020 includes total ongoing funding of \$307.8 million, of which \$199.6 million comes from the state's general fund. The Governor also recommends \$1.6 million general fund in one-time funding in fiscal year 2020.

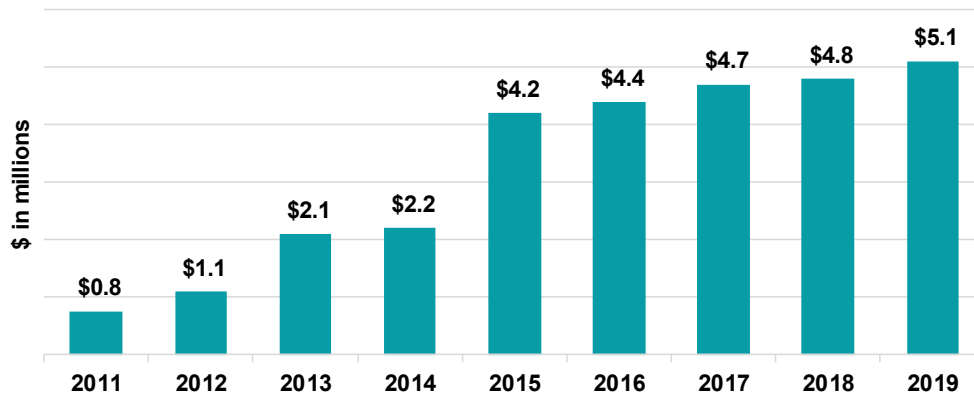
---

### Highlights

The Governor's recommended budget includes five key investments:

- ♦ **\$1.9 million for Website Redesign** (general fund) to enhance the security of the Michigan Supreme Court website, enhance protection of confidential information, and improve user-friendliness. The majority of these costs are one-time.
  - ♦ **\$841,900 for *Montgomery v Louisiana* Compliance** (general fund) to continue addressing the U. S. Supreme Court decision requiring resentencing of juveniles serving mandatory sentences of life without parole.
  - ♦ **\$457,200 for Public Defender Caseload Enhancement** (general fund) to enable the State Appellate Defender Office to serve more indigent clients appealing trial conviction.
  - ♦ **\$325,700 for a Pretrial Risk Assessment Tool** (general fund) that will improve public safety, protect defendants' rights, and reduce incarceration of low-risk defendants through informed bond decisions.
  - ♦ **\$200,000 for Judicial Tenure Commission** to promote the integrity of the judicial process and preserve public confidence in the courts.
-

## Savings from Judicial Reductions Have Grown Since 2011



### Continuing Funding

Beyond the investments highlighted above, the Governor’s recommended budget includes funding for the following programs:

- ♦ **\$18.2 million for Michigan’s problem-solving courts** to provide mental health and substance abuse services leading to a reduction in incarceration and more rapid treatment and rehabilitation.
- ♦ **\$3.3 million for Online Community Dispute Resolution Services.** An investment of \$450,000 general fund is included in fiscal year 2020 to expand availability statewide from the current 17 counties, and to increase the case types for which online dispute resolution services are provided.



**Judiciary**  
**Governor's Recommended Budget for Fiscal Years 2020 and 2021**  
 \$ in Thousands

**FY 2020 Adjustments**

	<b>GF/GP</b>	<b>GROSS</b>
<b>FY 2019 Current Law</b>	<b>\$196,079.5</b>	<b>\$304,079.1</b>
Removal of FY 2019 One-Time Funding	(\$1,830.7)	(\$1,830.7)
<b>FY 2020 Ongoing Investments</b>		
Compliance with <i>Montgomery v Louisiana</i> - Fund costs associated with resentencing of juveniles serving mandatory sentences of life without parole in compliance with U.S. Supreme Court decision	\$841.9	\$841.9
Public Defender Caseload Capacity - Funding will enable State Appellate Defenders Office to represent additional indigent clients appealing criminal convictions	\$457.2	\$457.2
Cybersecurity Upgrade - \$1.9 million (combined ongoing plus one-time) to enhance the security of the Michigan Supreme Court website and improve user-friendliness	\$454.1	\$454.1
Online Dispute Resolution Services - Expand participation in online dispute resolution services to all 83 counties (currently only in 17 counties) and expand case types available to serve more Michigan residents	\$450.0	\$450.0
Pretrial Risk Assessment Tool - Improve public safety, protect defendants' rights, and reduce incarceration of low-risk defendants through informed bond decisions	\$325.7	\$325.7
Judicial Tenure Commission - Contractual attorney to reduce caseload backlogs and pursue ongoing investigations	\$100.0	\$100.0
<b>FY 2020 Reductions</b>		
None Recommended	\$0.0	\$0.0
<b>FY 2020 Baseline Adjustments</b>		
Judgeship Adjustments	(\$451.9)	(\$436.3)
Employee Payroll Related Adjustments	\$3,141.4	\$3,325.0
<b>FY 2020 Total Executive Recommendation - Ongoing Funding</b>	<b>\$199,567.2</b>	<b>\$307,766.0</b>
<b>FY 2020 One-Time Investments</b>		
Cybersecurity Upgrade - \$1.9 million (combined ongoing plus one-time) to enhance the security of the Michigan Supreme Court website and improve user-friendliness	\$1,475.0	\$1,475.0
Judicial Tenure Commission - Additional resources for salary adjustments	\$100.0	\$100.0
<b>FY 2020 Total Executive Recommendation - One-Time Funding</b>	<b>\$1,575.0</b>	<b>\$1,575.0</b>
<b>FY 2020 Total Executive Recommendation - Ongoing and One-Time</b>	<b>\$201,142.2</b>	<b>\$309,341.0</b>
\$ Change from FY 2019 - Total Funding	\$5,062.7	\$5,261.9
% Change from FY 2019 - Total Funding	2.6%	1.7%

**FY 2021 Adjustments**

	<b>GF/GP</b>	<b>GROSS</b>
<b>FY 2020 Total Executive Recommendation</b>	<b>\$201,142.2</b>	<b>\$309,341.0</b>
Removal of FY 2020 One-Time Funding	(\$1,575.0)	(\$1,575.0)
FY 2021 Baseline Adjustments - Remove FY 2020 one-time employee salary increase	(\$587.0)	(\$712.1)
<b>FY 2021 Total Executive Recommendation</b>	<b>\$198,980.2</b>	<b>\$307,053.9</b>
\$ Change from FY 2020 - Total Funding	(\$2,162.0)	(\$2,287.1)
% Change from FY 2020 - Total Funding	(1.1%)	(0.7%)



# Legislature

## Governor's Recommended Budget for Fiscal Years 2020 and 2021

The Michigan Constitution vests the state's lawmaking power in a two-house Legislature consisting of a 38-member Senate and a 110-member House of Representatives. The Legislature is a sovereign and independent branch of state government with the authority to enact laws that regulate the actions of the government and protect the interests of the people.

The Governor's recommended budget for fiscal year 2020 includes total ongoing funding of \$192.7 million, of which \$180.1 million comes from the state's general fund. Accounting for supplemental funding added to the budget for the Legislature in fiscal year 2019, this recommendation is \$10.4 million, or 5.7%, higher than the original enacted fiscal year 2019 level.

### Continuing Funding

The Governor's recommended budget continues funding for the following legislative entities:

- ♦ **\$142.4 million for the Senate and the House of Representatives**, associated fiscal agencies, and supporting entities.
- ♦ **\$17.6 million for the Legislative Council** to support Council operations which include bill drafting, research, and other services to the Legislature.
- ♦ **\$24.9 million for the Office of Auditor General**, with constitutional authority to conduct financial and performance audits of all state branches, departments, offices, boards, authorities, and other institutions.
- ♦ **\$7.8 million for the State Capitol Historic Site** for the maintenance and restoration of the State Capitol building and grounds.

**Legislature**  
**Governor's Recommended Budget for Fiscal Years 2020 and 2021**  
 \$ in Thousands

**FY 2020 Adjustments**

	<u>GF/GP</u>	<u>GROSS</u>
<b>FY 2019 Current Law</b>	<b>\$198,824.0</b>	<b>\$211,450.5</b>
Removal of FY 2019 One-Time Funding	(\$18,750.0)	(\$18,750.0)
<b>FY 2020 Ongoing Investments</b>		
None recommended	\$0.0	\$0.0
<b>FY 2020 Reductions</b>		
None recommended	\$0.0	\$0.0
<b>FY 2020 Baseline Adjustments</b>		
None recommended	\$0.0	\$0.0
<b>FY 2020 Total Executive Recommendation - Ongoing Funding</b>	<b>\$180,074.0</b>	<b>\$192,700.5</b>
<b>FY 2020 One-Time Investments</b>		
None recommended	\$0.0	\$0.0
<b>FY 2020 Total Executive Recommendation - One-Time Funding</b>	<b>\$0.0</b>	<b>\$0.0</b>
<b>FY 2020 Total Executive Recommendation - Ongoing and One-Time</b>	<b>\$180,074.0</b>	<b>\$192,700.5</b>
\$ Change from FY 2019 - Total Funding	(\$18,750.0)	(\$18,750.0)
% Change from FY 2019 - Total Funding	(9.4%)	(8.9%)

**FY 2021 Adjustments**

	<u>GF/GP</u>	<u>GROSS</u>
<b>FY 2020 Total Executive Recommendation</b>	<b>\$180,074.0</b>	<b>\$192,700.5</b>
<b>FY 2021 Total Executive Recommendation</b>	<b>\$180,074.0</b>	<b>\$192,700.5</b>
\$ Change from FY 2020 - Total Funding	\$0.0	\$0.0
% Change from FY 2020 - Total Funding	0.0%	0.0%

## Department of Licensing and Regulatory Affairs

### Governor's Recommended Budget for Fiscal Years 2020 and 2021

The Department of Licensing and Regulatory Affairs (LARA) serves as the state's primary regulatory agency, providing oversight for a wide range of program areas, including health and child care, business, construction, employment, energy, marijuana, indigent criminal defense, liquor, and professional occupations.

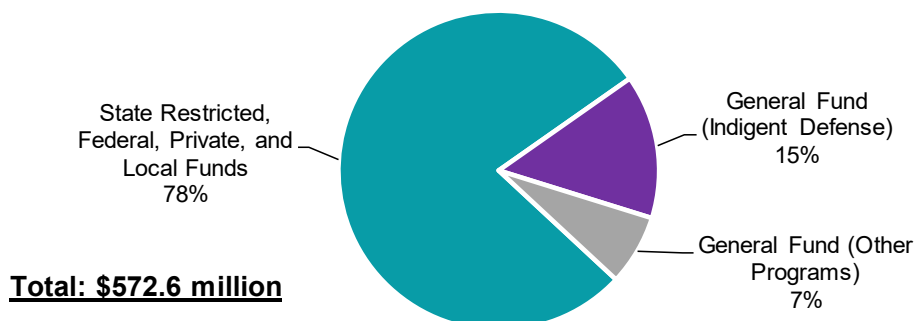
The Governor's recommended budget for fiscal year 2020 includes total ongoing funding of \$572.1 million, of which \$124.3 million is from the state's general fund. The Governor also recommends \$520,000 in one-time funding in fiscal year 2020, all of which is from federal funds.

### Highlights

The Governor's recommended budget provides:

- ♦ **\$83.7 million for Indigent Criminal Defense** (\$83.5 million general fund) for 134 trial court funding units to meet the ongoing requirements established under a statutory process for the effective assistance of counsel. While total costs are down \$5.9 million from the fiscal year 2019 level, an increase of \$205,200 is recommended to centralize training and evaluations of attorneys who support indigent defendants in order to standardize statewide education for these services.
- ♦ **\$47.3 million for Marijuana Regulation** (all funded from restricted revenues) to administer the state's medical and recreational marijuana laws. In accordance with Initiated Law 1 of 2018, \$20 million is allocated to support research for veteran medical conditions and preventing veteran suicide.

### Over Three-Quarters of the LARA Budget is Supported With Restricted Sources



## Continuing Funding

Beyond the highlights above, the Governor's recommended budget reflects the following:

- ♦ **\$29.3 million for Refugee Support** to reflect the incorporation of services that were transferred from the Department of Health and Human Services to the Michigan Office for New Americans. This includes a total of \$3.8 million in federal funds to increase support for unaccompanied minors, and \$520,000 in one-time funds for information technology enhancements.
- ♦ **Removal of the First Responder Presumed Coverage Fund** due to the elimination of the 3% excise tax on medical marijuana sales with the passage of Initiated Law 1 of 2018. Work project reserves will continue to support the program until a new dedicated revenue source can be identified.

**Department of Licensing and Regulatory Affairs**  
**Governor's Recommended Budget for Fiscal Years 2020 and 2021**  
 \$ in Thousands

**FY 2020 Adjustments**

	<u>GF/GP</u>	<u>GROSS</u>
<b>FY 2019 Current Law</b>	<b>\$135,670.3</b>	<b>\$526,712.2</b>
Removal of FY 2019 One-Time Funding	(\$6,200.0)	(\$6,200.0)
<b>FY 2020 Ongoing Investments</b>		
Michigan Indigent Defense Commission - Statewide training evaluation	\$205.2	\$205.2
<b>FY 2020 Reductions</b>		
None recommended	\$0.0	\$0.0
<b>FY 2020 Baseline Adjustments</b>		
Michigan Indigent Defense Commission - Removal of One-Time Costs	(\$5,850.4)	(\$5,850.4)
Medical and Recreational Marijuana Regulation	\$0.0	\$6,900.0
Veterans Treatment Research - Initiated Law 1 of 2018	\$0.0	\$20,000.0
First Responder Presumed Coverage Fund - Remove Excise Tax	\$0.0	(\$5,445.0)
Incorporation of Refugee Services from the Department of Health and Human Services	\$0.0	\$28,769.0
Firefighter Training and Testing Enhancements	\$0.0	\$1,089.9
Employee Payroll Related Adjustments	\$443.0	\$5,083.4
Other Technical Adjustments	\$0.0	\$828.2
<b>FY 2020 Total Executive Recommendation - Ongoing Funding</b>	<b>\$124,268.1</b>	<b>\$572,092.5</b>
<b>FY 2020 One-Time Investments</b>		
Michigan Office for New Americans - Refugee services database	\$0.0	\$520.0
<b>FY 2020 Total Executive Recommendation - One-Time Funding</b>	<b>\$0.0</b>	<b>\$520.0</b>
<b>FY 2020 Total Executive Recommendation - Ongoing and One-Time</b>	<b>\$124,268.1</b>	<b>\$572,612.5</b>
\$ Change from FY 2019 - Total Funding	(\$11,402.2)	\$45,900.3
% Change from FY 2019 - Total Funding	(8.4%)	8.7%

**FY 2021 Adjustments**

	<u>GF/GP</u>	<u>GROSS</u>
<b>FY 2020 Total Executive Recommendation</b>	<b>\$124,268.1</b>	<b>\$572,612.5</b>
Removal of FY 2020 One-Time Funding	\$0.0	(\$520.0)
FY 2021 Baseline Adjustments - Remove FY 2020 one-time employee salary increase	(\$325.7)	(\$2,926.4)
<b>FY 2021 Total Executive Recommendation</b>	<b>\$123,942.4</b>	<b>\$569,166.1</b>
\$ Change from FY 2020 - Total Funding	(\$325.7)	(\$3,446.4)
% Change from FY 2020 - Total Funding	(0.3%)	(0.6%)





## Department of Military and Veterans Affairs

### Governor's Recommended Budget for Fiscal Years 2020 and 2021

The Department of Military and Veterans Affairs serves to defend the residents of Michigan, connect veterans to available services, and provide direct care to residents at the state's veterans homes. There are currently 10,555 active members of the Michigan National Guard, with 402 of those members currently deployed.

The Executive Recommendation for fiscal year 2020 includes ongoing funding of \$201.1 million, of which \$70.3 million comes from the state's general fund.

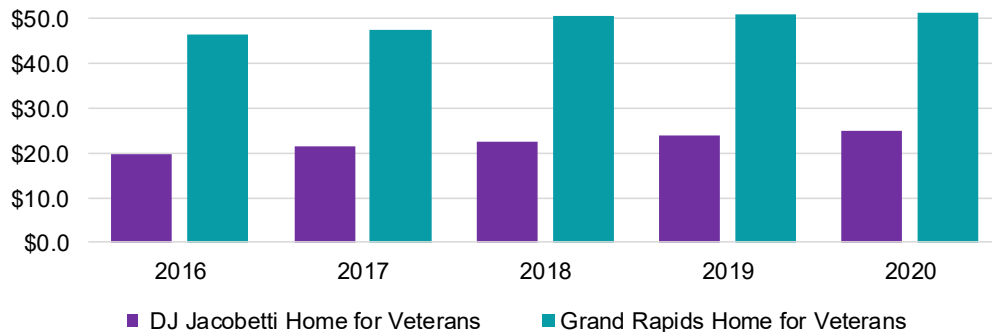
---

### Highlights

The Governor's recommended budget provides funding in these key areas:

- ◆ **\$76.2 million for State Veterans' Homes** (\$32.1 million general fund) to provide high quality long-term care at the state's two veterans homes and oversee the construction of a third veterans home to expand Michigan's ability to serve its veterans population.
  - ◆ **\$57.7 million for National Guard Operations, Support Facilities, and Armories** (\$10.5 million general fund) to support the Michigan National Guard's mission of state and national defense.
  - ◆ **An increase of \$400,000 to Support Personnel and Maintenance at Selfridge Air National Guard Base** (general fund). This funding supports mission readiness and will be used as match to leverage \$1.2 million in available federal funding to maximizing the state's investment.
-

## The State Continues to Invest in its Veterans Homes (in Millions)



### Continuing Funding

In addition to the funding highlighted above, the Governor’s proposed budget continues funding for the following programs:

- ♦ **\$18.4 million for the Michigan Veterans Affairs Agency** (\$13.1 million general fund) to help connect veterans with employment, housing, education, emergency assistance, and healthcare benefits. This includes \$5.9 million in grants to veterans’ service organizations and counties to connect veterans to benefits.
- ♦ **\$7.6 million for the Michigan Youth ChalleNGe Academy** (\$3.0 million general fund) to provide educational and developmental opportunities for at-risk youth. This includes \$700,000 for the Jobs ChalleNGe program to further support academy graduates with individual career counseling and continued academic and vocational training.
- ♦ **\$6.5 million for the National Guard Tuition Assistance Program** (general fund) to improve recruitment and retention by providing scholarships to National Guard members for tuition and training costs at any public or private college, university, vocational, technical or trade school in the state.

### Reductions

The proposed budget recognizes savings in the following areas:

- ♦ **\$900,000 in general fund savings resulting from Centers for Medicare and Medicaid Certification** at the DJ Jacobetti Home for Veterans.
- ♦ **\$200,000 general fund reduction to Local Incentive Grants** recognizing larger recent investments in county veterans service funding: \$2.1 million to support current programs and services to veterans.

**Department of Military and Veterans Affairs**  
**Governor's Recommended Budget for Fiscal Years 2020 and 2021**  
 \$ in Thousands

**FY 2020 Adjustments**

	<u>GF/GP</u>	<u>GROSS</u>
<b>FY 2019 Current Law</b>	<b>\$75,912.4</b>	<b>\$199,639.3</b>
Removal of FY 2019 One-Time Funding	(\$7,975.0)	(\$7,975.0)
<b>FY 2020 Ongoing Investments</b>		
Personnel and maintenance at Selfridge Air National Guard Base	\$400.0	\$400.0
<b>FY 2020 Reductions</b>		
Remove Michigan Veterans Affairs Agency County Incentive Grants	(\$200.0)	(\$200.0)
<b>FY 2020 Baseline Adjustments</b>		
CMS certification revenue adjustment at DJ Jacobetti Home for Veterans	(\$900.0)	\$900.0
Transfer military retirement from Department of Technology, Management & Budget	\$5,244.8	\$5,244.8
Military Retirement - Update actuarial assumptions for FY 2019 lump sum deposit	(\$4,244.8)	(\$4,244.8)
Replace Michigan Youth ChalleNge Academy School Aid Fund with General Fund	\$1,557.8	\$0.0
Employee Payroll Related Adjustments	\$384.7	\$1,305.4
Other Technical Adjustments	\$105.0	\$6,032.8
<b>FY 2020 Total Executive Recommendation - Ongoing Funding</b>	<b>\$70,284.9</b>	<b>\$201,102.5</b>
<b>FY 2020 One-Time Investments</b>		
None recommended	\$0.0	\$0.0
<b>FY 2020 Total Executive Recommendation - One-Time Funding</b>	<b>\$0.0</b>	<b>\$0.0</b>
<b>FY 2020 Total Executive Recommendation - Ongoing and One-Time</b>	<b>\$70,284.9</b>	<b>\$201,102.5</b>
\$ Change from FY 2019 - Total Funding	(\$5,627.5)	\$1,463.2
% Change from FY 2019 - Total Funding	(7.4%)	0.7%

**FY 2021 Adjustments**

	<u>GF/GP</u>	<u>GROSS</u>
<b>FY 2020 Total Executive Recommendation</b>	<b>\$70,284.9</b>	<b>\$201,102.5</b>
Removal of FY 2020 One-Time Funding	\$0.0	\$0.0
FY 2021 Baseline Adjustments - Remove FY 2020 one-time employee salary increase	(\$275.5)	(\$880.6)
<b>FY 2021 Total Executive Recommendation</b>	<b>\$70,009.4</b>	<b>\$200,221.9</b>
\$ Change from FY 2020 - Total Funding	(\$275.5)	(\$880.6)
% Change from FY 2020 - Total Funding	(0.4%)	(0.4%)



## Department of Natural Resources

### Governor's Recommended Budget for Fiscal Years 2020 and 2021

The Department of Natural Resources (DNR) is committed to the conservation, protection, management, and sustainable use and enjoyment of the state's natural and cultural resources.

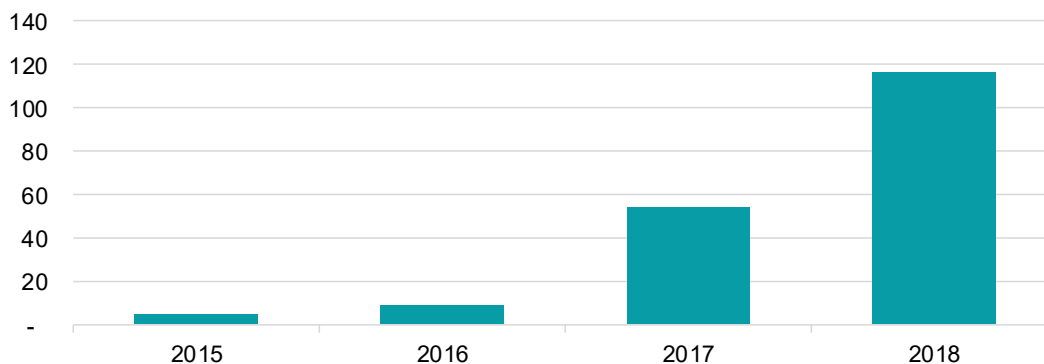
The Governor's recommended budget for fiscal year 2020 includes total ongoing funding of \$471.1 million, of which \$47.9 million comes from the state's general fund. The Governor also recommends \$3.4 million general fund in one-time funding in fiscal year 2020.

### Highlights

The Governor's recommended budget includes the following key investments:

- ♦ **\$2.3 million for Chronic Wasting Disease** (general fund). \$2 million in one-time funding will be devoted to research on the transmission, spread, and prevention of the disease, and \$300,000 in ongoing funding is provided to cover laboratory costs associated with the increase in the number of deer tested for the disease.
- ♦ **\$1.4 million for an Inventory of Hazardous Liquid Pipelines** (one-time general fund). The inventory will include pipelines that cross waterways in Michigan and will be used to determine priority water crossings needing attention to prevent environmental harm.
- ♦ **\$21.4 million** for state and local recreational boating projects, snowmobile trail and equipment upgrades, and trail enhancements funded from additional gasoline tax revenue to be deposited in the constitutionally designated Recreation Improvement Account as a result of the Governor's transportation plan.

#### The Number of Free Ranging White-Tailed Deer Testing Positive for Chronic Wasting Disease Has Increased to 116 in 4 Years



## Continuing Funding

Beyond the investments highlighted above, the Governor's recommended budget continues funding for the following programs:

- ♦ **\$44.8 million for Conservation Officers** (\$12.5 million of which is general fund) to protect the state's natural resources, provide law enforcement in rural communities, and promote public safety. The funding supports approximately 250 fully commissioned state peace officers, with full power and authority to enforce Michigan's criminal laws, especially those concerning outdoor recreational activities.
- ♦ **\$5.1 million general fund for an Invasive Species Program** to prevent, detect, eradicate, and control aquatic and terrestrial invasive species.
- ♦ **\$1 million general fund for the Michigan Conservation Corps**, a summer at-risk youth program in Detroit, Pontiac, Flint, and Saginaw to expose young people to the outdoors while they learn job skills and develop career plans.

## Reductions

The recommended budget reduces funding for the following programs:

- ♦ **\$574,300 saved by shifting general fund costs to available restricted funds.** Forest development funds will be used for forest fire equipment and for wildfire protection.
- ♦ **\$150,000 general fund saved by reducing funds available for dam management grants.** Ongoing funding of \$200,000 will continue to be available for emergency dam repairs in addition to \$8 million in one-time funding appropriated in fiscal year 2019.
- ♦ **\$150,000 general fund saved by reducing funds available for non-motorized trail development and maintenance grants.** Ongoing funding of \$200,000 will still be available for grants in addition to \$5 million in one-time funding appropriated in fiscal year 2019 for Iron Belle trail challenge grants.

**Department of Natural Resources**  
**Governor's Recommended Budget for Fiscal Years 2020 and 2021**  
 \$ in Thousands

**FY 2020 Adjustments**

	<b>GF/GP</b>	<b>GROSS</b>
<b>FY 2019 Current Law</b>	<b>\$77,241.8</b>	<b>\$484,430.9</b>
Removal of FY 2019 One-Time Funding	(\$29,385.0)	(\$43,805.0)
<b>FY 2020 Ongoing Investments</b>		
Expand Testing for Chronic Wasting Disease	\$300.0	\$300.0
Align Restricted Spending Authority with Available Revenue	\$0.0	\$6,993.9
Align Federal Spending Authority with Available Revenue	\$0.0	\$850.0
<b>FY 2020 Reductions</b>		
Fund Shift - Replace General Fund with Forest Development Fund revenue	(\$574.3)	\$0.0
Non-Motorized Trail Development and Maintenance Grants - Reduce funding to \$200,000	(\$150.0)	(\$150.0)
Dam Management Grants - Reduce funding to \$200,000	(\$150.0)	(\$150.0)
<b>FY 2020 Baseline Adjustments</b>		
Capital Outlay - Constitutionally earmarked revenue from the Fixing Michigan Roads Plan will fund statewide waterways, snowmobile, and trail improvement projects	\$0.0	\$19,379.8
Employee Payroll Related Adjustments	\$591.5	\$3,713.3
Other Technical Adjustments	\$0.0	(\$468.2)
<b>FY 2020 Total Executive Recommendation - Ongoing Funding</b>	<b>\$47,874.0</b>	<b>\$471,094.7</b>
<b>FY 2020 One-Time Investments</b>		
Chronic Wasting Disease Research	\$2,000.0	\$2,000.0
Inventory Hazardous Liquid Pipelines	\$1,350.0	\$1,350.0
<b>FY 2020 Total Executive Recommendation - One-Time Funding</b>	<b>\$3,350.0</b>	<b>\$3,350.0</b>
<b>FY 2020 Total Executive Recommendation - Ongoing and One-Time</b>	<b>\$51,224.0</b>	<b>\$474,444.7</b>
\$ Change from FY 2019 - Total Funding	(\$26,017.8)	(\$9,986.2)
% Change from FY 2019 - Total Funding	(33.7%)	(2.1%)

**FY 2021 Adjustments**

	<b>GF/GP</b>	<b>GROSS</b>
<b>FY 2020 Total Executive Recommendation</b>	<b>\$51,224.0</b>	<b>\$474,444.7</b>
Removal of FY 2020 One-Time Funding	(\$3,350.0)	(\$3,350.0)
Capital Outlay - Increase in constitutionally earmarked revenue from the Fixing Michigan Roads Plan will fund statewide waterways, snowmobile, and trail improvement projects	\$0.0	\$20,838.5
FY 2021 Baseline Adjustments - Remove FY 2020 one-time employee salary increase	(\$268.6)	(\$2,160.1)
<b>FY 2021 Total Executive Recommendation</b>	<b>\$47,605.4</b>	<b>\$489,773.1</b>
\$ Change from FY 2020 - Total Funding	(\$3,618.6)	\$15,328.4
% Change from FY 2020 - Total Funding	(7.1%)	3.2%





## School Aid

### Governor's Recommended Budget for Fiscal Years 2020 and 2021

The School Aid budget provides operational support for the state's public education system, which is charged with providing a quality education from cradle to career. Setting students on a path toward lifelong learning requires educational opportunities during a child's first 1,000 days, high-quality Pre-K to 12 instruction, academic supports, interventions for students in need, and programs to provide all students with the tools and skills to succeed in college or in a career.

The Governor's recommended budget includes total ongoing funding of \$15.4 billion in fiscal year 2020, with \$13.5 billion from the School Aid Fund and \$45.0 million from the state's general fund.

---

### Highlights

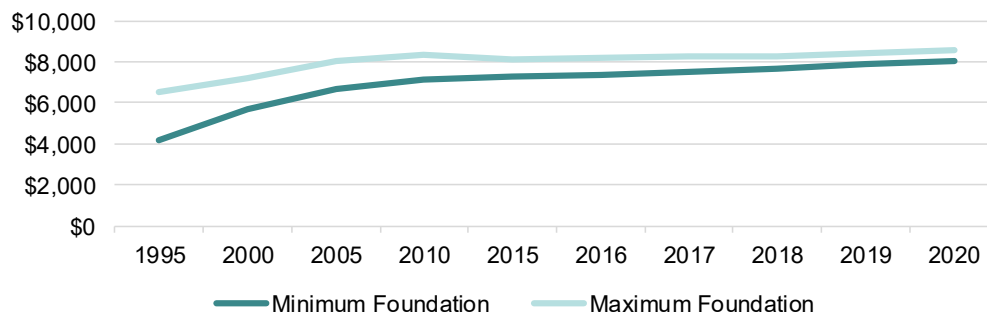
The Governor's recommended budget includes several key investments:

- ♦ **\$507 million in investment for a new, restructured weighted funding model** that includes a base per-pupil amount plus additional funding for students with more costly educational needs:
  - ♦ **\$235 million to increase base per-pupil funding** to \$8,051 for districts at the minimum (a \$180 per pupil increase) and \$8,529 for districts at the maximum (a \$120 per pupil increase). This reduces the gap between the highest and lowest funded districts to \$478 per pupil.
  - ♦ **\$120 million to increase state reimbursements for special education services by 4 percentage points.** This brings total state funding for special education services to \$1.1 billion, which will help districts address the wide variety of needs for special education students, which range from academic supports to one-on-one specialists.
  - ♦ **\$102 million to provide an estimated \$894 per at-risk or economically disadvantaged pupil** (11 percent of the state minimum foundation allowance). This brings total funding for this purpose to \$619 million. Economically disadvantaged students tend to have lower academic success rates. The recommended funding will allow districts to provide additional instructional supports like tutoring and non-instructional supports like counseling to improve academic outcomes for these students.
  - ♦ **\$50 million to provide an estimated \$487 per career and technical education pupil** (6 percent of the state minimum foundation allowance). This brings total funding for this purpose to \$55 million and will help support the higher costs of materials, equipment, and staff for career and technical education courses.

- ♦ **\$85 million to expand state-funded preschool programming.** This investment expands eligibility to 4-year-olds in families with an income up to 300% of the federal poverty level, and also increases state payments per child. This investment brings total funding to \$328.9 million and will provide preschool education to an estimated 42,500 children, an increase of 5,100 children from current funding levels.
- ♦ **\$24.5 million to triple the number of state-funded literacy coaches** available to assist elementary school teachers and help improve early literacy attainment.
- ♦ **\$61.5 million to support water infrastructure in older school buildings** by replacing drinking fountains with hydration stations that filter contaminants from water. Funding will be distributed beginning in fiscal year 2019.

---

### The Gap Between the Minimum and Maximum Foundation Allowance has been Reduced by 80% Over Last 25 Years



### Continuing Funding

Beyond the investments highlighted above, the Governor’s recommended budget continues funding for the following programs:

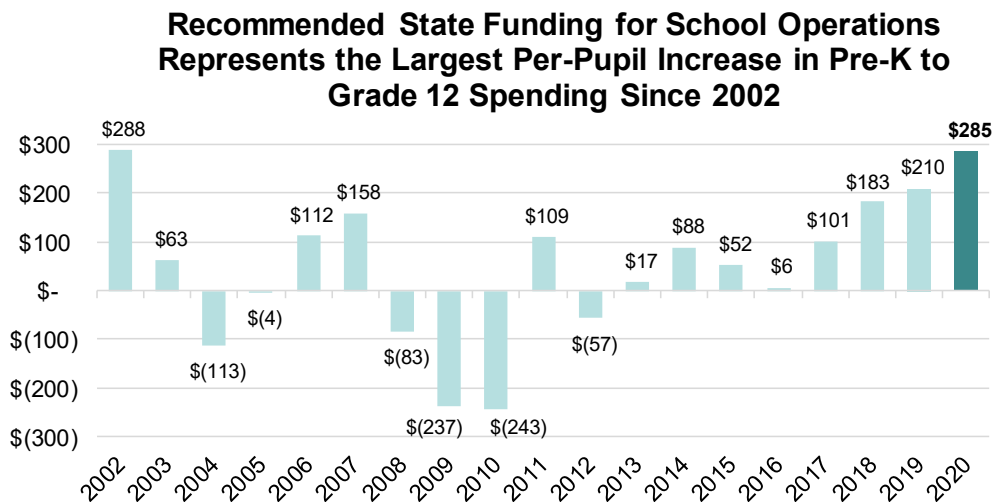
- ♦ **\$1.5 billion (\$1.1 billion, School Aid Fund) for programs that provide more than 207,000 students** in the state with special education services.
- ♦ **\$1.3 billion for Michigan Public School Employees Retirement System (MPERS) obligations** (increase of \$94.7 million). These payments offset costs that would otherwise be paid by school districts, which improves financial stability for schools while also improving sustainability of the retirement system. The budget includes increased cost offset payments to schools resulting from more conservative investment assumptions and recent reforms adopted by the Legislature.

- ♦ **\$23.3 million to continue mental health programming in schools.** This funding was added for fiscal year 2019 and may be used for additional behavioral health staff and for mental health and support services.

**Reductions**

The recommended budget reduces funding for the following programs:

- ♦ **\$22.0 million to reduce foundation allowance payments for cyber schools** in recognition of lower facility, maintenance, and transportation costs compared to brick and mortar schools.
- ♦ **\$4.4 million to eliminate payments for programs** not serving students statewide or not showing a high return on investment. These dollars have been reinvested in the weighted per-pupil foundation allowance to support students across the state.



**School Aid**  
**Governor's Recommended Budget for Fiscal Years 2020 and 2021**  
 \$ in Thousands

**FY 2020 Adjustments**

	<u>GF/GP</u>	<u>SAF</u>	<u>GROSS</u>
<b>FY 2019 Current Law</b>	<b>\$87,920.0</b>	<b>\$12,876,825.2</b>	<b>\$14,844,588.8</b>
Removal of FY 2019 One-Time Funding	(\$42,920.0)	\$26,920.0	(\$67,200.1)
<b>FY 2020 Ongoing Investments</b>			
Base Foundation Allowance - Increase of \$120 to \$180 per pupil through the 1.5x formula	\$0.0	\$235,000.0	\$235,000.0
Weighted Foundation - Economically Disadvantaged - Combined with existing at-risk dollars, provides a per-pupil weight of 11% of the foundation for academic supports for economically disadvantaged students	\$0.0	\$102,000.0	\$102,000.0
Weighted Foundation - Special Education - Increases reimbursements for special education costs by 4 percentage points	\$0.0	\$120,000.0	\$120,000.0
Weighted Foundation - Career and Technical Education (CTE) - Provides an additional per-pupil weight of 6% of the foundation for CTE programs	\$0.0	\$50,000.0	\$50,000.0
Great Start Readiness Preschool Program - Expands eligibility to 300% of the federal poverty level and increases the per full-time student allocation by \$1,250, up to \$8,500	\$0.0	\$85,000.0	\$85,000.0
Literacy Initiatives - Provides funding to triple the number of state-funded literacy coaches and supports for reading intervention and training programs	\$0.0	\$28,500.0	\$28,500.0
Drinking Water Declaration of Emergency - Continued supports for early childhood, academic interventions, and nutrition in the Flint area bringing total funding to \$8.1 million	\$0.0	\$4,845.0	\$4,845.0
Intermediate School District Operations Increase (3.5%) to a total of \$70.8 million	\$0.0	\$2,396.0	\$2,396.0
<b>FY 2020 Reductions</b>			
Cyber School Foundation Allowance - Reduces foundation allowance payments for cyber schools by 20%	\$0.0	(\$22,000.0)	(\$22,000.0)
Elimination of Small Categoricals	\$0.0	(\$4,400.0)	(\$4,400.0)
<b>FY 2020 Baseline Adjustments</b>			
Baseline Cost Adjustments (Pupils, Taxable Value, Special Education, Cash Flow Borrowing, Other)	\$0.0	(\$95,126.9)	(\$102,191.9)
Michigan Public School Employees Retirement System (MPERS) Adjustments	\$0.0	\$94,701.0	\$94,701.0
<b>FY 2020 Total Executive Recommendation - Ongoing Funding</b>	<b>\$45,000.0</b>	<b>\$13,504,660.3</b>	<b>\$15,371,238.8</b>
<b>FY 2020 One-Time Investments</b>			
Drinking Water Declaration of Emergency Placeholder	\$0.0	\$0.0	\$0.1
<b>FY 2020 Total Executive Recommendation - One-Time Funding</b>	<b>\$0.0</b>	<b>\$0.0</b>	<b>\$0.1</b>
<b>FY 2020 Total Executive Recommendation - Ongoing and One-Time</b>	<b>\$45,000.0</b>	<b>\$13,504,660.3</b>	<b>\$15,371,238.9</b>
\$ Change from FY 2019 - Total Funding	(\$42,920.0)	\$627,835.1	\$526,650.1
% Change from FY 2019 - Total Funding	(48.8%)	4.9%	3.5%

**FY 2021 Adjustments**

	<u>GF/GP</u>	<u>SAF</u>	<u>GROSS</u>
<b>FY 2020 Total Executive Recommendation</b>	<b>\$45,000.0</b>	<b>\$13,504,660.3</b>	<b>\$15,371,238.9</b>
Removal of FY 2020 One-Time Funding	\$0.0	\$0.0	(\$0.1)
FY 2021 Baseline Adjustments (Pupils, Taxable Value, Special Education, Cash Flow Borrowing, Other)	\$0.0	(\$69,098.9)	(\$69,098.9)
FY 2021 Baseline Adjustments - Michigan Public School Employees Retirement System Experience Study Cost Impact	\$0.0	\$193,317.0	\$193,317.0
<b>FY 2021 Total Executive Recommendation</b>	<b>\$45,000.0</b>	<b>\$13,628,878.4</b>	<b>\$15,495,456.9</b>
\$ Change from FY 2020 - Total Funding	\$0.0	\$124,218.1	\$124,218.0
% Change from FY 2020 - Total Funding	0.0%	0.9%	0.8%

## Department of State

### Governor's Recommended Budget for Fiscal Years 2020 and 2021

The Michigan Department of State administers Michigan's motor vehicle programs including titling and registering vehicles, licensing drivers, and monitoring driver performance. The Department of State delivers services to customers throughout the state via branch offices, renewal by mail, self-service terminals, and ExpressSOS, a convenient online service. The Secretary of State also supervises statewide elections and ensures compliance with state election laws.

The Governor's recommended budget for fiscal year 2020 includes total funding of \$255.2 million, of which \$23 million comes from the state's general fund.

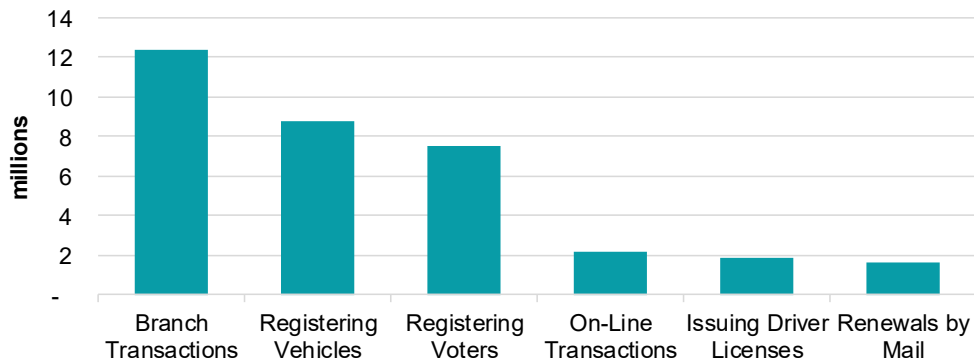
---

### Highlights

The Governor's recommended budget includes funding to implement constitutional changes approved by Michigan's voters in November 2018:

- ♦ **\$5 million to begin implementation of Proposals 2018-2 and 2018-3** (general fund). These funds are recommended as a fiscal year 2019 supplemental appropriation. Proposal 2018-2 established an independent citizens commission to draw legislative and congressional maps. Proposal 2018-3 added voting rights provisions to the Michigan constitution, including same day registration, no-excuse absentee voting, and straight party voting,
  - ♦ **\$4.6 million for ongoing Proposal 2 redistricting operations** (general fund). This funding is recommended for fiscal year 2020 to support commission operations and commissioner compensation. This amount represents the constitutionally required appropriation level.
-

### Essential Services Provided to Millions of Michigan Residents Annually



#### Continuing Funding

Beyond the investment highlighted above, the Governor’s recommended budget continues funding for the following programs:

- ♦ **\$91.5 million for Branch Operations** (largely restricted funding) to provide for the 12.4 million transactions processed each year through customer service interactions at 131 branches statewide.
- ♦ **\$14.1 million for Information Technology Replacement Programs** (ongoing restricted funding) for vehicle system implementation and for preparation for the driver system implementation planned for fiscal year 2021.
- ♦ **\$7.8 million for Election Services** to provide assistance at the county level, affecting 5,000 precincts statewide and over 7.5 million registered voters in Michigan.

#### Reductions

The recommended budget reduces general fund by **\$738,700 for Branch Operations** which will be replaced by transportation administration collection funds, with no programmatic impact.

**Department of State**  
**Governor's Recommended Budget for Fiscal Years 2020 and 2021**  
**\$ in Thousands**

**FY 2020 Adjustments**

	<u>GF/GP</u>	<u>GROSS</u>
<b>FY 2019 Current Law</b>	<b>\$18,466.3</b>	<b>\$247,062.8</b>
Removal of FY 2019 One-Time Funding	\$0.0	(\$100.0)
<b>FY 2020 Ongoing Investments</b>		
Implementation of Proposal 2 - Redistricting Commission	\$4,616.6	\$4,616.6
<b>FY 2020 Reductions</b>		
Fund shift to Transportation Administration Collection Fund	(\$738.7)	\$0.0
<b>FY 2020 Baseline Adjustments</b>		
Elections Compliance Core Systems Contract Increase	\$200.0	\$200.0
Branch Office Related Rate Increase	\$0.0	\$830.0
Employee Payroll Related Adjustments	\$423.3	\$2,600.2
<b>FY 2020 Total Executive Recommendation - Ongoing Funding</b>	<b>\$22,967.5</b>	<b>\$255,209.6</b>
<b>FY 2020 One-Time Investments</b>		
None recommended	\$0.0	\$0.0
<b>FY 2020 Total Executive Recommendation - One-Time Funding</b>	<b>\$0.0</b>	<b>\$0.0</b>
<b>FY 2020 Total Executive Recommendation - Ongoing and One-Time</b>	<b>\$22,967.5</b>	<b>\$255,209.6</b>
\$ Change from FY 2019 - Total Funding	\$4,501.2	\$8,146.8
% Change from FY 2019 - Total Funding	24.4%	3.3%

**FY 2021 Adjustments**

	<u>GF/GP</u>	<u>GROSS</u>
<b>FY 2020 Total Executive Recommendation</b>	<b>\$22,967.5</b>	<b>\$255,209.6</b>
Removal of FY 2020 One-Time Funding	\$0.0	\$0.0
FY 2021 Baseline Adjustments - Remove FY 2020 one-time employee salary increase	(\$127.0)	(\$1,580.0)
<b>FY 2021 Total Executive Recommendation</b>	<b>\$22,840.5</b>	<b>\$253,629.6</b>
\$ Change from FY 2020 - Total Funding	(\$127.0)	(\$1,580.0)
% Change from FY 2020 - Total Funding	(0.6%)	(0.6%)





## Department of State Police

### Governor's Recommended Budget for Fiscal Years 2020 and 2021

The Michigan Department of State Police (MSP) is a comprehensive statewide law enforcement agency focused on providing coordinated public safety services in partnership with local law enforcement agencies. MSP serves as the primary provider of forensic science services, emergency support, and specialized operations such as aviation and marine services statewide.

The Governor's recommended budget for fiscal year 2020 includes total ongoing funding of \$711.6 million, of which \$461.5 million comes from the state's general fund. The Governor's recommendation also includes \$7 million general fund in one-time funding in fiscal year 2020.

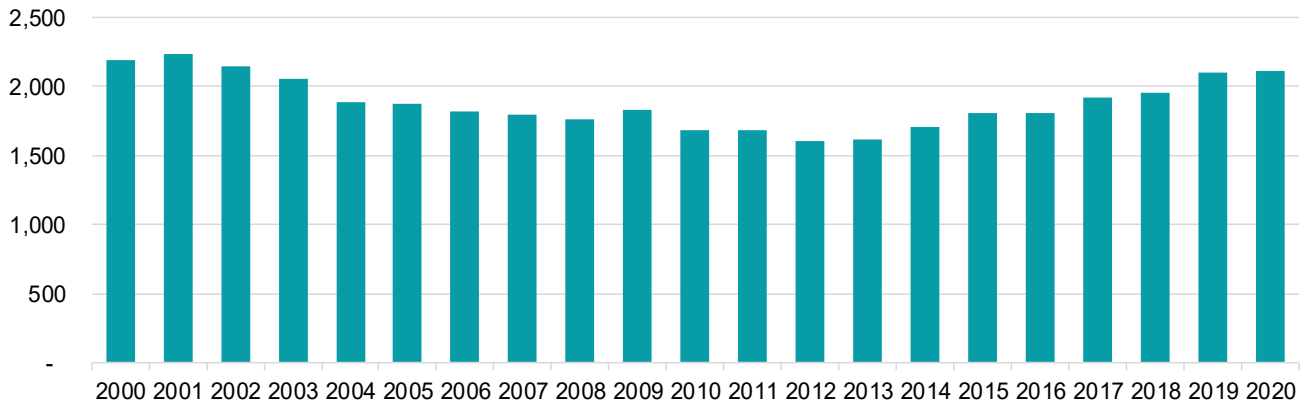
---

### Highlights

The Governor's recommended budget includes three key investments:

- ♦ **\$8.6 million for a trooper recruit school** (general fund) anticipated to graduate 50 new troopers. This investment will increase State Police uniformed personnel to more than 2,100, maintaining enlisted strength near a 20-year high. An additional 70 troopers are anticipated to be hired and trained utilizing attrition savings.
  - ♦ **\$2.3 million for an in-car video streaming network** (one-time general fund) to provide live video and enhanced data security for in-car cameras to increase transparency of the interactions between troopers and the residents they serve.
  - ♦ **\$562,500 to enhance functionality of the state-managed facial images database** to improve searching capabilities used by federal, state, and local law enforcement agencies to identify and match facial images. These funds will be allocated from the Information Technology Investment Fund (ITIF) in the budget for the Department of Technology, Management and Budget. The ITIF supports information technology projects that lead to transformative change in state service delivery and the modernization of legacy systems.
-

## State Police Enlisted Strength Is Near Its Previous Peak



### Continuing Funding

Beyond the investments highlighted above, the Governor’s recommended budget continues funding for the following operations:

- ♦ **\$45.3 million for forensic sciences** to support eight regional laboratories providing forensic services to law enforcement agencies across the state in seven technical disciplines: biology, crime scene response, firearms and toolmarks, latent prints, trace evidence, controlled substances, and toxicology.
- ♦ **\$31.7 million for commercial vehicle enforcement** to maintain road patrols focused on commercial vehicles as well as operation of 14 weigh stations to help safeguard Michigan’s roads. Funding also supports annual inspection of every school bus and pupil transportation vehicle operated in the state.
- ♦ **\$29.3 million for intelligence operations** including the Michigan Intelligence Operations Center that provides 24-hour statewide information sharing across federal, state, and local law enforcement agencies and private sector organizations to facilitate the collection, analysis, and dissemination of intelligence relevant to public safety.

### Reductions

The recommended budget recognizes savings in the following areas:

- ♦ **\$2.3 million in vehicle fleet savings** (general fund) based on identified operational efficiencies, including aligning the size of the department’s patrol vehicle fleet with enlisted strength.
- ♦ **\$1.5 million in operational savings** (general fund) from reductions to various operating supplies and discretionary overtime, and the elimination of non-essential programs.

**Department of State Police**  
**Governor's Recommended Budget for Fiscal Years 2020 and 2021**  
 \$ in Thousands

**FY 2020 Adjustments**

	<b>GF/GP</b>	<b>GROSS</b>
<b>FY 2019 Current Law</b>	<b>\$493,173.8</b>	<b>\$750,585.5</b>
Removal of FY 2019 One-Time Funding	(\$43,602.4)	(\$43,602.4)
<b>FY 2020 Ongoing Investments</b>		
Trooper School - Funding to support salary/benefit and fleet costs for a trooper recruit school anticipated to graduate 50 new troopers	\$3,907.3	\$3,907.3
<b>FY 2020 Reductions</b>		
Vehicle Fleet Reductions - Reduces funding for department's vehicle fleet to recognize operational efficiencies and to align vehicle fleet with anticipated enlisted strength	(\$2,300.0)	(\$2,300.0)
Operational Savings - Reduces various operating supplies and discretionary overtime, and eliminates non-essential programs	(\$1,532.6)	(\$1,532.6)
<b>FY 2020 Baseline Adjustments</b>		
Annualize Fiscal Year 2019 Trooper School - Full-year costs associated with the 75 new troopers graduating from the fiscal year 2019 trooper recruit schools	\$8,098.3	\$8,098.3
Information Technology Hosting and Maintenance - Provides for inflationary cost increases for maintenance and hosting of the Automated Biometric Information System, Combined Strategic Support Module, and eWarrant System	\$763.2	\$763.2
Recreational Marihuana Implementation - Provides funding for the establishment of investigatory functions associated with the legalization of recreational marihuana	\$0.0	\$3,000.0
Medical Marihuana Reduction - Aligns authorization with an anticipated reduction in medical marihuana revenue following the legalization of recreational marihuana	\$0.0	(\$8,988.7)
Employee Payroll Related Adjustments	\$2,220.0	\$3,402.9
Other Technical Adjustments	\$742.0	(\$1,742.1)
<b>FY 2020 Total Executive Recommendation - Ongoing Funding</b>	<b>\$461,469.6</b>	<b>\$711,591.4</b>
<b>FY 2020 One-Time Investments</b>		
Trooper School - Funding to support training and equipment/outfitting costs for a trooper recruit school anticipated to graduate 50 new troopers	\$4,737.6	\$4,737.6
In-Car Camera Streaming Network - Funding to create a real time video streaming network for patrol vehicles	\$2,300.0	\$2,300.0
<b>FY 2020 Total Executive Recommendation - One-Time Funding</b>	<b>\$7,037.6</b>	<b>\$7,037.6</b>
<b>FY 2020 Total Executive Recommendation - Ongoing and One-Time</b>	<b>\$468,507.2</b>	<b>\$718,629.0</b>
\$ Change from FY 2019 - Total Funding	(\$24,666.6)	(\$31,956.5)
% Change from FY 2019 - Total Funding	(5.0%)	(4.3%)

**FY 2021 Adjustments**

	<b>GF/GP</b>	<b>GROSS</b>
<b>FY 2020 Total Executive Recommendation</b>	<b>\$468,507.2</b>	<b>\$718,629.0</b>
Removal of FY 2020 One-Time Funding	(\$7,037.6)	(\$7,037.6)
FY 2021 Planned Investments - Provides for full year salary/benefit and fleet costs associated with the 50 new troopers graduating from the fiscal year 2020 trooper recruit school	\$4,577.1	\$4,577.1
FY 2021 Baseline Adjustments - Remove FY 2020 one-time employee salary increase	(\$2,047.4)	(\$2,946.0)
<b>FY 2021 Total Executive Recommendation</b>	<b>\$463,999.3</b>	<b>\$713,222.5</b>
\$ Change from FY 2020 - Total Funding	(\$4,507.9)	(\$5,406.5)
% Change from FY 2020 - Total Funding	(1.0%)	(0.8%)



# Department of Talent and Economic Development

## Governor's Recommended Budget for Fiscal Years 2020 and 2021

The Department of Talent and Economic Development (TED) drives economic development, builds vibrant communities, attracts and retains talent, and creates affordable housing. TED comprises the Michigan Strategic Fund, the Talent Investment Agency, the Michigan State Housing Development Authority, and the Michigan Land Bank Fast Track Authority.

The Governor's budget for fiscal year 2020 recommends total ongoing funding of \$1.1 billion, of which \$144.9 million is from the state's general fund.

---

### Highlights

The Governor's recommended budget continues support for the following key TED programs:

- ◆ **\$105.4 million for Business Attraction and Community Revitalization** (\$77.8 million general fund) to incentivize job creation, investment, and revitalize blighted properties.
- ◆ **\$27.9 million for Going Pro** (all general fund) to provide job training grants to businesses to support training for current and new employees in high-demand, skilled trades industries. This includes a \$25.9 million fund shift to replace restricted Contingent Fund, Penalty and Interest funding with general fund, to avoid depleting the restricted fund below a sustainable level.
- ◆ **\$16.4 million for Entrepreneurship Eco-System** (all state restricted funds) to provide innovation and entrepreneurial support to Michigan's small businesses through business accelerators and incubators, capital access, and university technology transfer.

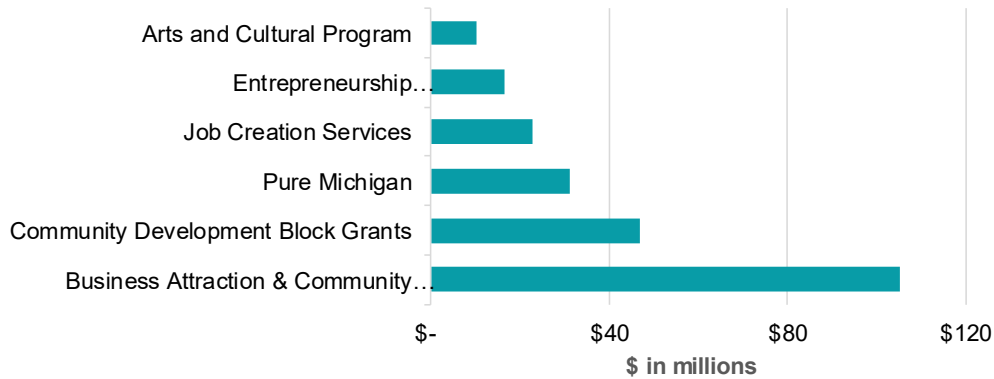
---

### Continuing Funding

Beyond the programs highlighted above, the Governor's recommended budget continues funding for the following programs:

- ◆ **\$379.7 million for Workforce Development Programs** to provide employment services, training opportunities, and career education around the state. A total of \$1.4 million is from the general fund.
- ◆ **\$220.5 million for the Michigan State Housing Development Authority** to provide housing assistance to low income residents and conduct historic preservation activities. These are all federal and state restricted funds.
- ◆ **\$10.2 million for Arts and Cultural Programs** to support placemaking and vibrant communities. A total of \$9 million is from the general fund.

## Funding for Key Economic Development Tools will Exceed \$230 Million in Fiscal Year 2020



### Reductions

The recommended budget reduces funding for the following programs:

- ♦ **\$31 million is included for tourism promotion through Pure Michigan**, representing a \$5 million decrease in state restricted funding from the prior year, as increasingly focused, digital, and measurable marketing efforts provide opportunities for cost efficiencies. Fiscal year 2020 funding for Pure Michigan will still be 24% higher than in fiscal year 2012.
- ♦ Funding for **Community Ventures** and **Jobs for Michigan Graduates** is not included in the Governor’s recommended budget. This is a \$7 million decrease in restricted funds across these two programs.
- ♦ **\$1.5 million general fund shift to restricted funds in the Land Bank Fast Track Authority**, reflecting the improved financial position of the Authority. Funding for the Land Bank Fast Track Authority totals \$4.3 million in the Governor’s recommended budget, of which \$1.5 million will come from the general fund.

**Department of Talent and Economic Development**  
**Governor's Recommended Budget for Fiscal Years 2020 and 2021**  
 \$ in Thousands

**FY 2020 Adjustments**

	<b>GF/GP</b>	<b>GROSS</b>
<b>FY 2019 Current Law</b>	<b>\$286,546.3</b>	<b>\$1,260,746.1</b>
Removal of FY 2019 One-Time Funding	(\$161,300.5)	(\$161,300.6)
<b>FY 2020 Ongoing Investments</b>		
None recommended	\$0.0	\$0.0
<b>FY 2020 Reductions</b>		
Pure Michigan - Restricted fund reduction with General Fund shift in Business Attraction	(\$5,000.0)	(\$5,000.0)
Community Ventures - Elimination of program to achieve restricted fund savings	\$0.0	(\$4,000.0)
At Risk Youth Grants/Jobs for MI Graduates - Elimination of earmark to achieve restricted fund savings	\$0.0	(\$3,000.0)
Land Bank Fast Track Fund - General Fund shift to restricted funds	(\$1,500.0)	\$0.0
<b>FY 2020 Baseline Adjustments</b>		
Contingent Fund, Penalty & Interest fund shift to General Fund in Going Pro	\$25,918.8	\$0.0
MSHDA restricted fund authorization increase for Attorney General legal fees	\$0.0	\$335.5
Employee Payroll Related Adjustments	\$243.7	\$2,709.0
Other Technical Adjustments	\$0.0	(\$2,233.0)
<b>FY 2020 Total Executive Recommendation - Ongoing Funding</b>	<b>\$144,908.3</b>	<b>\$1,088,257.0</b>
<b>FY 2020 Total Executive Recommendation - One-Time Funding</b>	<b>\$0.0</b>	<b>\$0.0</b>
None recommended		
<b>FY 2020 Total Executive Recommendation - Ongoing and One-Time</b>	<b>\$144,908.3</b>	<b>\$1,088,257.0</b>
\$ Change from FY 2019 - Total Funding	(\$141,638.0)	(\$172,489.1)
% Change from FY 2019 - Total Funding	(49.4%)	(13.7%)

**FY 2021 Adjustments**

	<b>GF/GP</b>	<b>GROSS</b>
<b>FY 2020 Total Executive Recommendation</b>	<b>\$144,908.3</b>	<b>\$1,088,257.0</b>
FY 2021 Baseline Adjustments - Remove FY 2020 one-time employee salary increase	(\$162.4)	(\$1,601.1)
<b>FY 2021 Total Executive Recommendation</b>	<b>\$144,745.9</b>	<b>\$1,086,655.9</b>
\$ Change from FY 2020 - Total Funding	(\$162.4)	(\$1,601.1)
% Change from FY 2020 - Total Funding	(0.1%)	(0.1%)





# Department of Technology, Management and Budget

## Governor's Recommended Budget for Fiscal Years 2020 and 2021

The Department of Technology, Management and Budget (DTMB) supports the business operations of state agencies through a variety of services: information technology, centralized contracting and procurement, budget and financial management, building management and maintenance, oversight of the state retirement systems, construction management, space planning and leasing, and motor vehicle fleet operations.

The Governor's recommended budget for fiscal year 2020 includes total ongoing funding of \$1.6 billion, of which \$493.6 million is from the state's general fund. The Governor also recommends \$10.9 million general fund in one-time funding in fiscal year 2020.

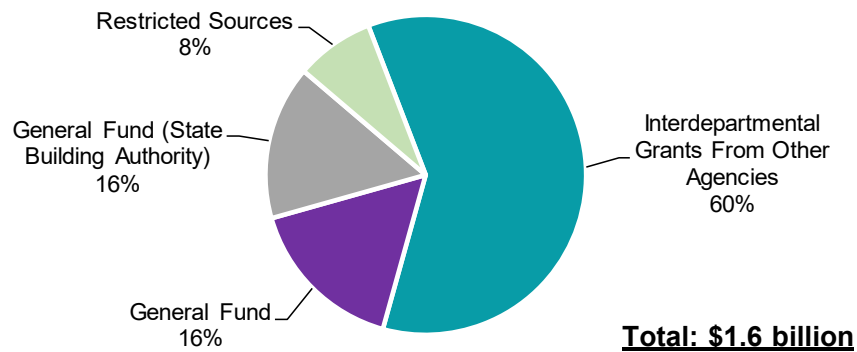
---

### Highlights

The Governor's recommended budget includes three key investments:

- ♦ **\$14.1 million for the Michigan Public Safety Communications System (MPSCS)** (all general fund; \$5.9 million one-time) to enhance operation of the secure communications network for local, state, federal, tribal, and private first responders. The MPSCS network supports 254 towers and more than 98,000 mobile and portable radios. This investment will fund software maintenance and advanced support, additional technical staff, increased coverage solutions, and tower site maintenance.
  - ♦ **\$5 million for a vendor-supported enterprise licensing agreement** (general fund) providing basic software application tools for state agencies along with enhanced enterprise security and compliance functionality.
  - ♦ **\$3.3 million for the Mi-Login application** (general fund) to support further integration of this enterprise information technology solution that provides over 4 million residents, businesses, and state employees with single sign-on capability to access State of Michigan internet and mobile sites.
-

## Agency Support Services Make Up More Than Half of the DTMB Budget



### Continuing Funding

Beyond the investments highlighted above, the Governor's recommended budget continues funding for the following program:

- ♦ **\$40 million to maintain the Information Technology Investment Fund (ITIF).** The ITIF will fund seven critical projects in fiscal year 2020, which will continue the advancement of technology solutions that address legacy system modernization and transformative change in service delivery to the state's residents.

### Reductions

The recommended budget eliminates \$4 million in funding for **Regional Prosperity Initiative**, all of which is from the general fund.

**Department of Technology, Management and Budget**  
**Governor's Recommended Budget for Fiscal Years 2020 and 2021**  
 \$ in Thousands

**FY 2020 Adjustments**

	<u>GF/GP</u>	<u>GROSS</u>
<b>FY 2019 Current Law</b>	<b>\$552,044.5</b>	<b>\$1,433,443.6</b>
Removal of FY 2019 One-Time Funding	(\$66,765.1)	(\$73,145.2)
<b>FY 2020 Ongoing Investments</b>		
Vendor-Supported Enterprise License Agreement (ELA)	\$5,000.0	\$5,000.0
Michigan Public Safety Communication System - Software maintenance and advanced technical support	\$8,214.8	\$8,214.8
MiLogin - Integration support for additional applications	\$3,299.0	\$3,299.0
<b>FY 2020 Reductions</b>		
Elimination of Regional Prosperity Grants	(\$4,000.0)	(\$4,000.0)
Business Support Services Fund Shift	(\$138.4)	\$0.0
<b>FY 2020 Baseline Adjustments</b>		
Alignment of Existing Information Technology Support	\$0.0	\$191,899.9
Transfer of Military Retirement to the Department of Military and Veteran Affairs	(\$5,244.8)	(\$5,244.8)
Fleet Management Services Adjustment	\$0.0	\$1,500.0
Employee Payroll Related Adjustments	\$1,310.8	\$7,283.1
Other Technical Adjustments	(\$157.1)	\$1,139.5
<b>FY 2020 Total Executive Recommendation - Ongoing Funding</b>	<b>\$493,563.7</b>	<b>\$1,569,389.9</b>
<b>FY 2020 One-Time Investments</b>		
Michigan Public Safety Communication System - Radio tower maintenance and increased coverage solutions	\$5,878.9	\$5,878.9
Enterprise Special Maintenance Enhancements	\$5,000.0	\$5,000.0
Drinking Water Declaration of Emergency Placeholder	\$0.0	\$0.1
<b>FY 2020 Total Executive Recommendation - One-Time Funding</b>	<b>\$10,878.9</b>	<b>\$10,879.0</b>
<b>FY 2020 Total Executive Recommendation - Ongoing and One-Time</b>	<b>\$504,442.6</b>	<b>\$1,580,268.9</b>
\$ Change from FY 2019 - Total Funding	(\$47,601.9)	\$146,825.3
% Change from FY 2019 - Total Funding	(8.6%)	10.2%

**FY 2021 Adjustments**

	<u>GF/GP</u>	<u>GROSS</u>
<b>FY 2020 Total Executive Recommendation</b>	<b>\$504,442.6</b>	<b>\$1,580,268.9</b>
Removal of FY 2020 One-Time Funding	(\$10,878.9)	(\$10,879.0)
FY 2021 Baseline Adjustments - Remove FY 2020 one-time employee salary increase	(\$729.8)	(\$4,401.7)
FY 2021 Baseline Adjustments - Rent payment adjustments for State Building Authority capital outlay projects	\$14,216.4	\$14,216.4
<b>FY 2021 Total Executive Recommendation</b>	<b>\$507,050.3</b>	<b>\$1,579,204.6</b>
\$ Change from FY 2020 - Total Funding	\$2,607.7	(\$1,064.3)
% Change from FY 2020 - Total Funding	0.5%	(0.1%)



# Department of Transportation

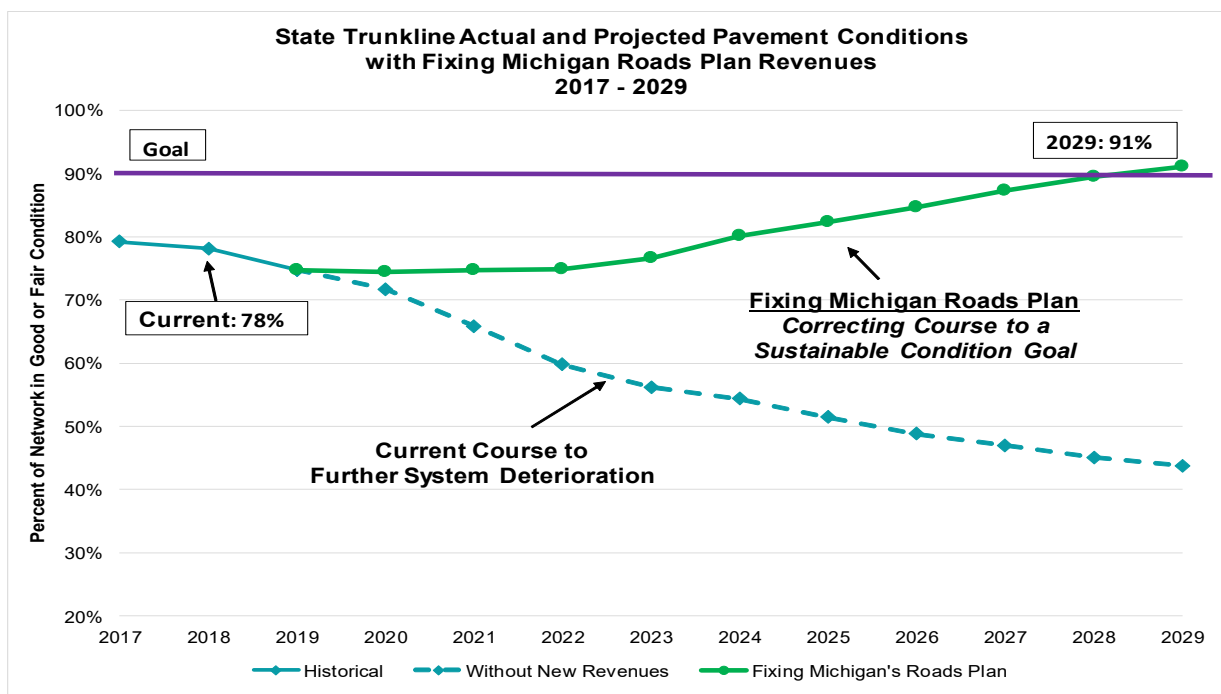
## Governor's Recommended Budget for Fiscal Years 2020 and 2021

The Department of Transportation is responsible for ensuring that the state's network of roads and bridges, public transportation systems, and passenger, freight rail, and aviation programs provide for the efficient and effective movement of people and goods.

The Governor's recommended budget for fiscal year 2020 includes total ongoing funding of \$5.8 billion, none of which comes from the state's general fund.

### Highlights

Michigan has some of the worst roads in the nation. The 2018 American Society of Civil Engineers report gave Michigan a D- on the condition of its roads. Condition declines are the result of nearly 40 years of disinvestment, with short-term fixes (bonding, temporary federal funds, and one-time general fund) used to mask the true level of the funding need.



The Governor's recommended budget includes the **Fixing Michigan Roads Plan**, a comprehensive plan to address Michigan's deteriorating transportation infrastructure. Three primary tenets of the plan include:

- ◆ **Sustainable long-term solution to improve state road condition to 90% good or fair in ten years by targeting investments to the most highly traveled roads.**
- ◆ **Replace diversions from the general fund with constitutionally protected revenues, freeing up existing state funds for investments in education.**
- ◆ **Provide a tax offset to mitigate the impact for low income families.**

## Transportation

Key components of the **Fixing Michigan Roads Plan** include:

### Goal:

- ◆ Restore state roads to 90% good or fair condition in ten years (2029).

### Revenues:

- ◆ Three 15-cent motor fuel tax increases are scheduled for October 1, 2019, April 1, 2020, and October 1, 2020, raising the state gasoline and diesel taxes from 26.3 cents to 71.3 cents per gallon. The rate will be indexed to inflation beginning in fiscal year 2022, consistent with current law.
- ◆ Generates \$2.5 billion in new transportation revenue when fully phased-in.
  - ◆ Ends the Budgetary ‘Shell Game.’
    - Eliminates the statutory earmark of Individual Income Tax (general fund) revenue to the Transportation budget.
    - Restores the general fund back to the Higher Education budget ending a significant redirection of the School Aid Fund revenue.
    - Returns \$500 million in School Aid Fund revenue to be appropriately invested in K-12 education priorities such as pre-school, the per-pupil foundation allowance, special education, at-risk funding, and career and technical education.
- ◆ Provides \$2.1 billion in new funding for critical transportation improvements when fully phased-in.
- ◆ Increases the Earned Income Tax Credit (EITC) from 6% to 12% of the federal credit over two years (4% in fiscal year 2020 and an additional 2% in fiscal year 2021) to offset the impact of the motor fuel tax increase for working, low income families.

<b>Fixing Michigan Roads Plan Revenues</b>			
(In Millions)			
	FY 2020		FY 2021
	10/1/19	4/1/20	10/1/20
<b>Incremental Fuel Tax Increase (Cents-Per-Gallon)</b>	<b>\$0.15</b>	<b>\$0.15</b>	<b>\$0.15</b>
<b>Cumulative Fuel Tax Increase (Cents Per Gallon)</b>		<b>\$0.30</b>	<b>\$0.45</b>
Gasoline Tax		\$1,060.2	\$2,098.8
Diesel Tax		\$201.0	\$399.6
Alternative Fuels Tax		\$2.5	\$5.6
<b>TOTAL New Revenue</b>		<b>\$1,263.7</b>	<b>\$2,504.0</b>
<i>End Diversions from General Fund (to MTF Roads-Only Formula)</i>		(\$325.0)	(\$325.0)
<i>DNR Recreation Improvement Fund (Constitutional Dedication)</i>		(\$21.2)	(\$42.0)
<b>TOTAL New Revenues for Transportation</b>		<b>\$917.5</b>	<b>\$2,137.0</b>

Current Distribution Formula:

- ◆ Maintains all current Public Act 51 distribution levels to state and local transportation needs. The first \$325 million of new revenues are directed to the Michigan Transportation Fund to replace the statutory Individual Income Tax (general fund) earmark at the original level prescribed for fiscal year 2020 under the 2015 roads package.

New Distribution Formula:

- ◆ Directs the additional transportation revenues to a new Fixing Michigan Roads Fund.
- ◆ Targets the investments to the most highly traveled roads through a new distribution formula based on National Functional Classification. By directing the additional revenues to the higher-level system, the plan frees up existing Michigan Transportation Fund revenues to be spent by local governments on roads that serve a more local purpose. The new distribution formula distributes the additional revenue in the following manner, using lane miles as the appropriate measure of funding need for each category of roads:
  - ◆ 47% for Interstates and Other Freeways – Includes all of Michigan’s Interstate freeways, as well as other limited access freeways (both U.S. and M-routes). All freeways are under the jurisdiction of MDOT.
  - ◆ 30% Principal Arterials - This category reflects the state’s most highly traveled non-freeway routes. Many of these routes are under MDOT’s jurisdiction. However, some highly traveled local roads (especially within major urban areas) are also eligible for funding under this category.
  - ◆ 7% Minor Arterials – This category also includes highly traveled roads, but they generally carry less traffic than freeways and provide connectivity to the higher arterial system. Most of these roads are locally owned.
  - ◆ 7% Major Collectors – This category represents roads with the next highest level of traffic and are almost completely under local jurisdiction. Major collectors provide connectivity to neighborhood streets and the local street network.
  - ◆ 4% Local Bridges – Targets investments for bridges on local roads.
  - ◆ 3% Multi-modal – Funding for key transit, rail, and mobility projects across the state.
  - ◆ 2% Local Rural Economic Corridors– Funding for roads that play a key commercial role in rural areas but are not included in the new formula.

<b>Fixing Michigan Roads Plan Distribution</b> (In Millions)		
	<b>FY 2020</b>	<b>FY 2021</b>
Interstates and Other Freeways (47%)	\$431.2	\$1,004.4
Principal Arterials (30%)	\$275.3	\$641.1
Minor Arterials (7%)	\$64.2	\$149.6
Major Collectors (7%)	\$64.2	\$149.6
Local Bridges (4%)	\$36.7	\$85.5
Multi-Modal Innovation Projects (3%)	\$27.6	\$64.1
Local Rural Economic Corridors (2%)	\$18.3	\$42.7
<b>TOTAL New Transportation Distribution</b>	<b>\$917.5</b>	<b>\$2,137.0</b>

- When fully phased in, the Fixing Michigan Roads distribution formula will direct \$1.5 billion (70%) to state roads, \$569 million (27%) to local roads, and \$64 million (3%) for multi-modal transit, rail, and mobility projects. In combination with existing funds, overall transportation funding provides 55% to state roads and 45% to local roads.

<b>Fixing Michigan Roads Plan - State and Local Distribution*</b> (In Millions)		
	<b>FY 2020</b>	<b>FY 2021</b>
<b>State-Owned Roads (70%)</b>		
State Road Projects	\$645.6	\$1,503.7
<b>TOTAL State-Owned Roads</b>	<b>\$645.6</b>	<b>\$1,503.7</b>
<b>Local Road Agencies (27%)</b>		
Local Road Projects	\$189.3	\$441.0
Local Bridges	\$36.7	\$85.5
Local Rural Economic Corridors	\$18.3	\$42.7
<b>TOTAL Local Road Agencies</b>	<b>\$244.3</b>	<b>\$569.2</b>
<b>Multi-Modal Innovation Projects (3% - State and Local)</b>		
Transit and Mobility	\$16.6	\$38.5
Rail and Port Investments	\$11.0	\$25.6
<b>TOTAL Multi-Modal Innovation Projects</b>	<b>\$27.6</b>	<b>\$64.1</b>
<b>TOTAL Distribution of New Transportation Revenues</b>	<b>\$917.5</b>	<b>\$2,137.0</b>

*\*Percentages are based upon full implementation in FY 2021*

Transparency & Accountability:

- MDOT and local road agencies will be developing Five-Year Plans that target the investment of these funds using sound asset management principles.
- A new easily accessible website will enable the public to identify and track the progress of each state and local project.
- An independent committee will be established to review progress at the midpoint of the plan. The Fixing Michigan Roads Review Committee will take the following actions:



- ♦ Assess whether the plan is improving overall system condition.
  - ♦ Evaluate revenues to determine if the plan is appropriately funded.
  - ♦ Review whether the new formula is directing the dollars effectively.
  - ♦ Evaluate and recommend potential alternatives to the motor fuel tax as a user-fee proxy, given increasing fuel efficiency and the increasing number of electric and alternative fuel vehicles.
- 

### Continuing Funding

Beyond the Fixing Michigan Roads Plan investments highlighted above, the Governor's recommended budget includes additional ongoing funding for the following programs:

- ♦ \$51.2 million for winter and deferred maintenance needs on the state trunkline system including funding for surface maintenance repairs, chemical/salt supplies and storage facilities, cable median barrier repairs, and vegetation control and drainage maintenance.
- ♦ \$10 million for federally mandated inspections of ancillary support structures such as freeway signs, retaining walls, communications towers, and other such structures posing a potential safety hazard on the state trunkline system.
- ♦ \$3 million to support intelligent transportation systems and other various small innovative information technology solutions that will increase efficiency.

**Department of Transportation**  
**Governor's Recommended Budget for Fiscal Years 2020 and 2021**  
 \$ in Thousands

**FY 2020 Adjustments**

	<u>GF/GP</u>	<u>GROSS</u>
<b>FY 2019 Current Law</b>	<b>\$356,790.9</b>	<b>\$5,013,880.8</b>
Removal of FY 2019 One-Time Funding	(\$356,790.9)	(\$470,740.9)
<b>FY 2020 Ongoing Investments</b>		
Fixing Michigan Roads Program - Targeted state and local transportation investments	\$0.0	\$917,524.8
Maintenance Funding Increase - State Trunkline Fund increase for pothole repair, salt, and other maintenance	\$0.0	\$51,150.0
Ancillary Structure Inspection Compliance - State Trunkline Fund increase for federally mandated inspections of ancillary structures	\$0.0	\$10,000.0
Information Technology Modernization and Development - State Trunkline Fund increase to support intelligent transportation systems and other small scale information technology projects	\$0.0	\$3,000.0
Local Signal Energy Billing - Process improvement	\$0.0	\$600.0
<b>FY 2020 Reductions</b>		
None recommended	\$0.0	\$0.0
<b>FY 2020 Baseline Adjustments</b>		
Road and Bridge Programs revenue adjustments	\$0.0	\$205,966.0
Comprehensive Transportation Program revenue adjustments	\$0.0	\$37,596.7
Maintenance Materials - State Trunkline Fund increase to account for rising materials costs	\$0.0	\$7,384.0
Debt Service Adjustments - Annual change in debt service schedule	\$0.0	(\$5,539.6)
Aeronautics - Revenue adjustments	\$0.0	\$989.1
Transportation Economic Development revenue adjustments	\$0.0	\$909.8
Employee Payroll Related Adjustments	\$0.0	\$6,057.6
Other Technical Adjustments	\$0.0	(\$486.3)
<b>FY 2020 Total Executive Recommendation - Ongoing Funding</b>	<b>\$0.0</b>	<b>\$5,778,292.0</b>
<b>FY 2020 Total Executive Recommendation - One-Time Funding</b>	<b>\$0.0</b>	<b>\$0.0</b>
<b>FY 2020 Total Executive Recommendation - Ongoing and One-Time</b>	<b>\$0.0</b>	<b>\$5,778,292.0</b>
\$ Change from FY 2019 - Total Funding	(\$356,790.9)	\$764,411.2
% Change from FY 2019 - Total Funding	(100.0%)	15.2%

**FY 2021 Adjustments**

	<u>GF/GP</u>	<u>GROSS</u>
<b>FY 2020 Total Executive Recommendation</b>	<b>\$0.0</b>	<b>\$5,778,292.0</b>
Removal of FY 2020 One-Time Funding	\$0.0	\$0.0
FY 2021 Fixing Michigan Roads Program	\$0.0	\$1,219,549.0
FY 2021 Baseline Adjustments - Revenue adjustments (Road and Bridge Program, Comprehensive Transportation Fund, Transportation Economic Development Fund)	\$0.0	\$38,910.1
FY 2021 Baseline Adjustments - Remove FY 2020 one-time employee salary increase	\$0.0	(\$3,366.0)
<b>FY 2021 Total Executive Recommendation</b>	<b>\$0.0</b>	<b>\$7,033,385.1</b>
\$ Change from FY 2020 - Total Funding	\$0.0	\$1,255,093.1
% Change from FY 2020 - Total Funding	0.0%	21.7%

# Department of Treasury

## Governor's Recommended Budget for Fiscal Years 2020 and 2021

The Department of Treasury's major responsibilities include the fair and efficient administration of the state's tax system, investing state funds, safeguarding the credit rating of the state and local governments, forecasting state economic activity and revenue, administering property tax laws, auditing county and municipal financial records, maximizing lottery revenue to the School Aid Fund, and providing oversight of casino gaming operations.

Excluding revenue sharing payments to local governments of \$1.4 billion, the Governor's recommended budget for fiscal year 2020 recommends total ongoing funding of \$684.8 million, of which \$208.8 million comes from the state's general fund. The Governor also recommends \$10 million general fund in one-time funding in fiscal year 2020.

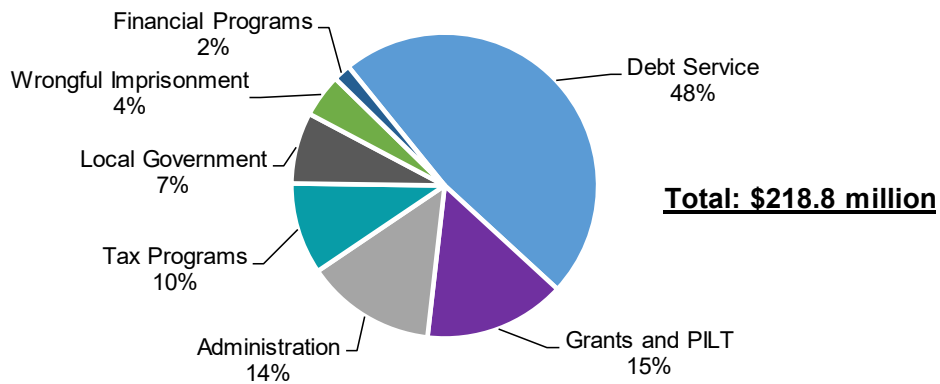
---

### Highlights

The Governor's recommended budget includes four key investments:

- ♦ **\$16.4 million for Replacement of the Information Technology Individual Income Tax and Garnishment and Levies Systems.** These systems are based on an antiquated platform. Replacement is integral to maintaining an efficient and effective tax collection process. The funds will be allocated from the Information Technology Investment Fund (ITIF) in the budget for the Department of Technology, Management and Budget. The ITIF supports information technology projects that lead to transformative change in state service delivery and the modernization of legacy systems.
  - ♦ **\$1.4 million for Information Technology System Maintenance Costs** (general fund) to support mainframe and servers utilized by the department for critical information technology systems.
  - ♦ **\$10 million for the Wrongful Imprisonment Compensation Fund** (one-time general fund) to fund payments in accordance with the Wrongful Imprisonment Compensation Act. A \$10 million fiscal year 2019 supplemental is also being proposed to fund estimated payments owed to those wrongfully convicted.
  - ♦ **\$2 million to administer the proposed business pass-through parity tax** (general fund). This tax will bring rate parity to business pass-through entities by taxing this income at the same rate as corporate income filers, while providing an offset to the costs of restoring retirement tax deductions. A \$10 million fiscal year 2019 supplemental is also being recommended that covers one-time costs to implement a new information technology system for the tax.
-

## Required Debt Service Payments Make Up Half of Treasury General Fund Appropriations



### Continuing Funding

Beyond the investments highlighted above, the Governor’s recommended budget continues funding for the following programs:

- ♦ **\$107.1 million for Tax Programs**, ensuring review of Michigan tax returns and related forms.
- ♦ **\$104.3 million for Debt Service Payments** related to Strategic Water Quality and Clean Michigan Initiative Bonds. These costs are being adjusted downward as debt is retired over time.
- ♦ **\$27.4 million for Payments in Lieu of Taxes** to reimburse local governments for revenue losses due to tax-exempt property.
- ♦ **\$10.7 million for the Senior Citizens Cooperative Housing Tax Exemption Program** to reimburse local governments for revenue losses due to exemptions on this type of property.

### Reductions

The recommended budget reductions include **\$650,100 in general fund savings** achieved through overall efficiencies in program administration.

## Department of Treasury – Revenue Sharing

### Governor’s Recommended Budget for Fiscal Years 2020 and 2021

Michigan’s revenue sharing program distributes sales tax revenues collected by the state to local units of government, allowing communities to determine how best to fund local services. A constitutionally dedicated portion of sales tax revenue is distributed to cities, villages, and townships on a per capita basis; the remainder is subject to annual appropriation.

Funding for fiscal year 2020 is recommended at \$1.4 billion in restricted revenues, which includes \$886.5 million for constitutionally required revenue sharing payments.

---

### Highlights

The Governor’s recommended budget includes four key investments:

- ♦ **\$51.2 million for Constitutional Revenue Sharing Payments** for cities, villages, and townships, bringing total Constitutional payments to \$886.5 million. This represents a \$27.5 million, or 3.2% increase over the most recent estimates for constitutional payments in fiscal year 2019 and is based on estimated growth in sales tax collections.
  - ♦ **\$7.7 million for City, Village, and Township Revenue Sharing** to provide eligible cities, villages, and townships with a 3% increase over the total fiscal year 2019 funding level. Total funding for City, Village, and Township Revenue Sharing will be \$262.8 million. Previous amounts characterized as one-time payments to local units are rolled into the base for this program.
  - ♦ **\$6.6 million for County Revenue Sharing and the County Incentive Program** to provide a 3% increase over total fiscal year 2019 funding for eligible counties. Total revenue sharing payments for counties will be \$228.1 million.
  - ♦ **\$2.5 million for the Community Opportunities for Renewal grant program**, for a total of \$5 million, to support local projects targeting infrastructure, public safety, blight removal, and other community revitalization efforts.
- 

### Continuing Provisions

The Executive Budget largely retains the existing distribution formulas for statutory revenue sharing, as contained in fiscal year 2019 current law. Additionally, the fiscal year 2020 budget will continue to require local governments to follow accountability and transparency provisions to receive their incentive-based payments under the City, Village, and Township Revenue Sharing program and the County Incentive

Treasury - Revenue Sharing

Program. These provisions promote good government practices across the state by requiring communities to publish a citizen’s guide to local finances, a performance dashboard, a debt service report, and a projected budget report.

**Fiscal Year 2020 Revenue Sharing Funding  
(\$ in Millions)**

	Fiscal Year 2019			Fiscal Year 2020		
	Constitutional	Statutory	Total	Constitutional	Statutory	Total
Cities, Villages, and Townships	\$859.1	\$255.2	\$1,114.3	\$886.5	\$262.8	\$1,149.3
Counties	\$0.0	\$221.4	\$221.4	\$0.0	\$228.1	\$228.1
<b>Total</b>	<b>\$859.1</b>	<b>\$476.6</b>	<b>\$1,335.7</b>	<b>\$886.5</b>	<b>\$490.9</b>	<b>\$1,377.4</b>
	% change from FY19			3.2%	3.0%	3.1%

*Individual amounts may not add to totals due to rounding.*

**Department of Treasury**  
**Governor's Recommended Budget for Fiscal Years 2020 and 2021**  
 \$ in Thousands

**FY 2020 Adjustments**

	<u>GF/GP</u>	<u>GROSS</u>
<b>FY 2019 Current Law</b>	<b>\$210,961.3</b>	<b>\$1,985,913.8</b>
Removal of FY 2019 One-Time Funding	(\$3,050.0)	(\$16,166.1)
<b>FY 2020 Ongoing Investments</b>		
Administration of Business Pass-through Parity Tax	\$2,000.0	\$2,000.0
Information technology cost increase for mainframe and server costs	\$1,450.0	\$1,450.0
City, Village, and Township Revenue Sharing - 3% Increase Over Total FY19 Payments	\$0.0	\$19,770.7
County Revenue Sharing/County Incentive Program - 3% Increase Over Total FY19 Payments	\$0.0	\$7,642.5
Community Opportunities for Renewal - Fund at \$5M and focus on community revitalization	\$0.0	\$2,500.0
Michigan Finance Authority cost increases	\$0.0	\$300.0
<b>FY 2020 Reductions</b>		
Reduce Various Administrative Line Items Based on Efficiencies	(\$650.1)	(\$650.1)
<b>FY 2020 Baseline Adjustments</b>		
Constitutional Revenue Sharing Adjustments Based on Projected Sales Tax Growth	\$0.0	\$51,205.4
Establish Recreational Marihuana Program Grants for Locals	\$0.0	\$20,250.0
Recreational Marihuana Programming	\$0.0	\$3,632.2
Reduction of Administrative Costs for Medical Marihuana Program	\$0.0	(\$601.4)
Medical Marihuana Excise Fund Grant Reduction	\$0.0	(\$10,890.0)
Senior Citizen Cooperative Housing Tax Exemption Program - Provide full funding	\$250.0	\$250.0
Debt Service Adjustment	(\$2,745.0)	(\$2,745.0)
Employee Payroll Related Adjustments	\$610.6	\$3,297.7
<b>FY 2020 Total Executive Recommendation - Ongoing Funding</b>	<b>\$208,826.8</b>	<b>\$2,067,159.7</b>
<b>FY 2020 One-Time Investments</b>		
Wrongful Imprisonment Compensation Fund	\$10,000.0	\$10,000.0
Drinking Water Declaration of Emergency Placeholder	\$0.0	\$0.1
<b>FY 2020 Total Executive Recommendation - One-Time Funding</b>	<b>\$10,000.0</b>	<b>\$10,000.1</b>
<b>FY 2020 Total Executive Recommendation - Ongoing and One-Time</b>	<b>\$218,826.8</b>	<b>\$2,077,159.8</b>
\$ Change from FY 2019 - Total Funding	\$7,865.5	\$91,246.0
% Change from FY 2019 - Total Funding	3.7%	4.6%

**FY 2021 Adjustments**

	<u>GF/GP</u>	<u>GROSS</u>
<b>FY 2020 Total Executive Recommendation</b>	<b>\$218,826.8</b>	<b>\$2,077,159.8</b>
Removal of FY 2020 One-Time Funding	(\$10,000.0)	(\$10,000.1)
Baseline Adjustment - Constitutional Revenue Sharing Adjustments	\$0.0	\$27,513.2
Baseline Adjustment - Recreational Marihuana Program Grants	\$0.0	\$16,650.0
Baseline Adjustment - Remove FY 2020 one-time employee salary increase	(\$464.8)	(\$2,221.8)
<b>FY 2021 Total Executive Recommendation</b>	<b>\$208,362.0</b>	<b>\$2,109,101.1</b>
\$ Change from FY 2020 - Total Funding	(\$10,464.8)	\$31,941.3
% Change from FY 2020 - Total Funding	(4.8%)	1.5%





# BACKGROUND INFORMATION

---

	<b>Page</b>
Economic Outlook . . . . .	<b>C-1</b>
Revenues and Expenditures Summary . . . . .	<b>C-5</b>
Revenue Review . . . . .	<b>C-7</b>
Capped Federal Funds Shared Between Departments . . . . .	<b>C-15</b>
Special Revenue Funds Shared Between Departments . . . . .	<b>C-19</b>
Revenue and Expenditure Projections - FY2018 and FY2019 . . . . .	<b>C-23</b>
Revenue and Expenditure Projections - FY2020 and FY2021 . . . . .	<b>C-45</b>
Summary of Executive Recommendation . . . . .	<b>C-67</b>
Budget Schedule by Department . . . . .	<b>C-69</b>
Historical Appropriations . . . . .	<b>C-71</b>
Civil Service Pay Recommendations . . . . .	<b>C-73</b>
Legislation Needed . . . . .	<b>C-77</b>
Acknowledgments . . . . .	<b>C-79</b>



## Consensus Economic Outlook

The consensus economic outlook for 2019, 2020, and 2021 was adopted at the January 11, 2019, Consensus Revenue Estimating Conference by the Administration, House Fiscal Agency, and Senate Fiscal Agency.

### **2018 U.S. Economic Review**

U.S. real (inflation-adjusted) gross domestic product (GDP) increased an estimated 2.9 percent in calendar year (CY) 2018, up from the 2.2 percent rate of growth recorded in 2017. Beginning in mid-2009, the current U.S. economic expansion is one of the longest on record. Real GDP in the first quarter of 2018 grew at a modest annualized rate of 2.2 percent but accelerated substantially in the second quarter to a strong 4.2 percent annual rate before slowing to a still solid 3.4 percent rate in the third quarter.

U.S. wage and salary employment rose 1.6 percent in CY 2018 – marking the eighth straight national annual increase. December 2018 marked a record 99<sup>th</sup> straight monthly national employment increase. In 2018, monthly employment gains averaged 220,000 jobs per month – up substantially from the average 180,000 jobs per month gain in 2017.

Nationally, in 2018, the unemployment rate fell from 4.4 percent in 2017 to 3.9 percent – the lowest annual unemployment rate since 1969. 2018 marked the eighth straight year of a declining national unemployment rate.

The price of oil trended upward through the first half of 2018 with the monthly average price per barrel increasing from \$58 in December 2017 to \$71 in July 2018. Oil prices dropped sharply by December with oil prices falling from \$71 per barrel in October to \$50 per barrel in December.

Housing starts have risen each year since falling to an all-time low in 2009. Starts have more than doubled from their all-time lows. In 2018, housing starts totaled 1.258 million units, up a solid 4.6 percent from last year. Despite these gains since 2009, housing starts remain at historically low levels and well below levels from the previous decade.

In 2018, light vehicle sales were little changed from last year with sales totaling an estimated 17.1 million units in both 2017 and 2018. While down from record high 17.5 million light vehicle sales in 2016, 2018 marked the fourth straight year of 17 million plus light vehicle sales. Monthly light vehicle sales remained strong throughout 2018 with the annualized monthly light vehicle sales rate ranging between 16.7 million units and 17.6 million units.

Despite continuing economic growth and strong labor markets, business confidence fell substantially through much of 2018 and financial markets were shaken in late 2018. Growing concerns and uncertainty about many factors accounted for worsening business confidence and volatile financial markets. These factors included ongoing trade conflicts (including broader tariffs and higher tariffs rates) between the U.S. and its major trading partners, weakening global economic growth, the fading impact of recent federal spending increases and tax cuts, a partial federal government shutdown and the prospect of future Federal Reserve interest rate increases.

In 2018, the Federal Reserve increased interest rates by 0.25 percentage points four times, raising the federal funds target-range to 2.25 percent and 2.50 percent. In December 2018, the Fed indicated that interest rates would be increased twice in 2019. However, in January 2019,

the Fed provided no explicit guidance on rate changes but did state that it “will be patient” about future rate increases.

While up as much as 9.1 percent from the end of 2017 in mid-September 2018, the S&P 500 stock index was down from the end of 2017 by as much as 12.1 percent in late December. While rebounding in the final week of trading in 2018, the S&P 500 Index ended 2018 down 6.2 percent from the end of 2017.

### **2018 Michigan Economic Review**

Michigan wage and salary employment increased an estimated 1.3 percent in 2017, which marked the eighth consecutive year of growth after declining for 10 consecutive years. Between December 2017 and December 2018, Michigan employment rose a preliminary 55,000 jobs, after rising 50,800 jobs over the prior 12-month period.

In 2018, the annual Michigan unemployment rate fell to an estimated 4.4 percent – marking the ninth straight decline in the annual Michigan unemployment rate and the lowest annual unemployment rate since CY 2000.

In 2018, wage and salary payments received by Michigan workers rose an estimated 4.3 percent after increasing 4.2 percent in 2017. Total personal income grew an estimated 3.8 percent in 2018, slightly faster than the 3.5 percent growth rate in 2017. With 2.5 percent inflation, real (inflation adjusted) personal income rose an estimated 1.3 percent in 2018.

Michigan motor vehicle production decreased by 12.7 percent in 2018 compared to 2017. Approximately 1,832,000 vehicles were produced in 2018 compared to the 2,098,000 vehicles produced in 2017. In 2018, a major Michigan vehicle plant switched from cars to light trucks and is currently ramping up production, which is one of the main reasons for the Michigan vehicle production decline in 2018. However, Michigan vehicle production in 2018 remained well above the historical low of 1,146,000 units produced in 2009.

Michigan manufacturing employment grew slightly in 2018. In December 2018, manufacturing employment totaled 625,300 jobs, which was up 7,500 jobs from December 2017. However, compared to the historically low monthly level recorded during the Great Recession, December 2018 manufacturing employment is up 192,400 jobs (44.4 percent).

### **U.S. Consensus Economic Outlook: 2019 - 2021**

Real GDP growth is projected to grow 2.6 percent in 2019, 1.8 percent in 2020, and 1.5 percent in 2021 (see Table 1). U.S. light vehicle sales are expected to remain at historically high levels but will drop below 17.0 million units to an estimated 16.8 million units in 2019 and 16.6 million units 2020. In 2021, light vehicle sales are forecast to edge down to 16.5 million units.

The U.S. unemployment rate is forecast to fall to an estimated 3.6 percent in 2019 from 3.9 percent in 2018. In 2020 and 2021, the unemployment rate is expected to be to 3.6 percent and 3.7 percent, respectively. Consumer prices, as measured by the U.S. Consumer Price Index (CPI), are expected to rise 2.2 percent in both 2019 and 2020 and increase 2.3 percent in 2021.

### **Michigan Consensus Economic Outlook: 2019 - 2021**

Michigan wage and salary employment is expected to increase 0.8 percent in 2019, 0.5 percent in 2020, and 0.4 percent in 2021. Michigan's unemployment rate is expected to fall from 4.4 percent in 2018 to 3.9 percent in 2019. The unemployment rate is expected to remain stable as both the labor force and employment increase. The jobless rate is forecast to be an estimated 3.9 percent in 2020 and 2021.

Michigan personal income is projected to rise 3.8 percent in 2019 and to increase 3.9 percent in 2020 and 2021. Inflation is forecast to increase 2.0 percent in 2019 and to rise 2.1 percent in 2020 and 2021. As a result, real Michigan personal income is expected to rise 1.7 percent in 2019 and 2020 and rise 1.8 percent in 2021.

### **Forecast Risks**

Uncertainty surrounds the timing, composition, and impact of monetary and fiscal policies at the federal level. The Federal Reserve's action on rates and quantitative easing are uncertain, as is the impact of Fed actions on consumer and business sentiment, spending and investment.

International geopolitical and trade tensions may grow considerably over the forecast horizon. Chief international trade risks surround the ongoing U.S.-China trade war, the United Kingdom's imminent departure from the European Union, and the re-negotiation of the North American Free Trade Agreement.

Slower than expected economic growth across Asia and Europe could have a negative impact on the U.S. economy.

Light vehicle sales are expected to remain at high levels but decline slightly from recent years. Major auto companies have restructured in response to lower sales and future trends. A larger decline in sales than expected would hurt both the U.S. and Michigan economies, especially the manufacturing sector. The imposition of proposed sizeable tariffs on autos and auto parts imported into the U.S., and likely retaliatory tariffs on U.S. exports, could substantially harm the U.S. and Michigan economies.

**Table 1**  
**Consensus Economic Forecast**

	January 2019									
	Calendar	Percent	Calendar	Percent	Calendar	Percent	Calendar	Percent	Calendar	Percent
	2017 Actual	Change from Prior Year	2018 Forecast	Change from Prior Year	2019 Forecast	Change from Prior Year	2020 Forecast	Change from Prior Year	2021 Forecast	Change from Prior Year
<b>United States</b>										
Real Gross Domestic Product (Billions of Chained 2012 Dollars)	\$18,051	2.2%	\$18,574	2.9%	\$19,057	2.6%	\$19,400	1.8%	\$19,691	1.5%
Implicit Price Deflator GDP (2012 = 100)	107.9	1.8%	110.4	2.3%	112.8	2.2%	115.5	2.4%	118.2	2.3%
Consumer Price Index (1982-84 = 100)	245.120	2.1%	250.999	2.4%	256.424	2.2%	262.128	2.2%	268.273	2.3%
Consumer Price Index - Fiscal Year (1982-84 = 100)	243.841	2.1%	249.749	2.4%	254.940	2.1%	260.753	2.3%	266.606	2.2%
Personal Consumption Deflator (2012 = 100)	106.1	1.8%	108.3	2.1%	110.4	1.9%	112.7	2.1%	115.1	2.1%
3-month Treasury Bills Interest Rate (percent)	0.9		1.9		2.7		3.0		3.4	
Unemployment Rate - Civilian (percent)	4.4		3.9		3.6		3.6		3.7	
Wage and Salary Employment (millions)	146.624	1.6%	149.041	1.6%	151.130	1.4%	152.640	1.0%	153.560	0.6%
Housing Starts (millions of starts)	1.203	2.5%	1.258	4.6%	1.275	1.4%	1.300	2.0%	1.320	1.5%
Light Vehicle Sales (millions of units)	17.1	-1.9%	17.1	-0.2%	16.8	-1.8%	16.6	-1.2%	16.5	-0.6%
Passenger Car Sales (millions of units)	6.1	-11.5%	5.2	-14.5%	4.6	-11.5%	4.1	-10.9%	4.0	-2.4%
Light Truck Sales (millions of units)	11.1	4.4%	11.9	7.6%	12.2	2.5%	12.5	2.5%	12.5	0.0%
Big 3 Share of Light Vehicles (percent)	42.0		41.6		41.5		41.3		41.2	
<b>Michigan</b>										
Wage and Salary Employment (thousands)	4,371	1.2%	4,428	1.3%	4,464	0.8%	4,486	0.5%	4,504	0.4%
Unemployment Rate (percent)	4.6		4.4		3.9		3.9		3.9	
Personal Income (millions of dollars)	\$460,270	3.5%	\$477,760	3.8%	\$495,915	3.8%	\$515,256	3.9%	\$535,351	3.9%
Real Personal Income (millions of 1982-84 dollars)	\$202,855	1.4%	\$205,524	1.3%	\$209,066	1.7%	\$212,709	1.7%	\$216,432	1.8%
Wages and Salaries (millions of dollars)	\$231,748	4.2%	\$241,713	4.3%	\$250,657	3.7%	\$260,182	3.8%	\$269,548	3.6%
Detroit Consumer Price Index (1982-84 = 100)	226.896	2.1%	232.460	2.5%	237.205	2.0%	242.235	2.1%	247.353	2.1%
Detroit CPI - Fiscal Year (1982-84 = 100)	225.517	2.0%	231.441	2.6%	235.834	1.9%	241.024	2.2%	246.024	2.1%

**Fiscal Years 2020 and 2021**  
**Sources and Uses of General Fund/General Purpose**

(\$ in Millions)

	Fiscal Year 2020	Fiscal Year 2021
REVENUES:		
Estimated Unassigned Beginning Fund Balance	\$237.5	\$8.3
Consensus Estimates	\$10,717.8	\$10,852.6
Payments to Local Government	(\$466.0)	(\$466.0)
Recreational Marihuana Implementation Reimbursement	\$10.0	\$0.0
Replace Income Tax Revenue with Fuel Tax Revenue for Roads	\$468.0	\$600.0
Retirement Deduction Restoration	(\$200.7)	(\$275.6)
Payments to Local Government	(\$29.9)	(\$29.9)
Business Pass-through Parity	\$157.0	\$217.2
Earned Income Tax Credit Expansion	(\$76.0)	(\$114.0)
Other Adjustments	\$5.2	\$0.0
Total Adjustments	<u>(\$132.4)</u>	<u>(\$68.3)</u>
<b>Total Sources of Revenues</b>	<b>\$10,822.9</b>	<b>\$10,792.6</b>
EXPENDITURES:		
<b>Total Uses of Revenues - Executive Recommendation</b>	<b>\$10,814.6</b>	<b>\$10,605.3</b>
PLUS: Estimated average baseline adjustments	<u>\$0.0</u>	<u>\$170.0</u>
<b>Total Uses of Funds</b>	<b>\$10,814.6</b>	<b>\$10,775.3</b>
<b>Estimated Ending Fund Balance, September 30</b>	<b><u><u>\$8.3</u></u></b>	<b><u><u>\$17.3</u></u></b>

# Revenues and Expenditures Summary

## Fiscal Years 2020 and 2021 Sources and Uses of All Funds ( \$ in Millions )

REVENUES:	Fiscal Year 2020	Fiscal Year 2021
General Fund - General Purpose (GF/GP)		
Consensus Estimate	\$10,717.8	\$10,852.6
Total Adjustments	(\$132.4)	(\$68.3)
Total GF/GP Revenue	\$10,585.4	\$10,784.3
School Aid Fund (SAF)		
Consensus Estimate	\$13,926.7	\$14,264.4
Total Adjustments	\$32.0	\$72.0
Transfers and Federal Aid	\$1,794.6	\$1,794.6
Total SAF Revenue	\$15,753.3	\$16,131.0
Transportation Funds	\$7,333.2	\$8,660.5
Special Revenue and Permanent Funds, including beginning balances	\$7,767.6	\$7,816.0
Federal Aid Not Elsewhere Itemized	\$20,823.2	\$20,827.7
Available Fund Balances Not Elsewhere Itemized	\$1,724.1	\$1,516.7
<b>Total All Resources</b>	<b>\$63,986.8</b>	<b>\$65,736.1</b>
LESS: Interfund Transfers	(\$1,585.0)	(\$1,609.6)
<b>Total All Sources of Funds Less Interfund Transfers</b>	<b>\$62,401.8</b>	<b>\$64,126.6</b>
EXPENDITURES:		
<b>Total Uses of All Resources - Executive Recommendation</b>	<b>\$60,353.9</b>	<b>\$61,345.4</b>
PLUS: Estimated average baseline GF/GP adjustments	\$0.0	\$170.0
LESS: Interdepartmental Grants and Transfers	(\$1,122.3)	(\$1,118.3)
<b>Total Uses of Funds</b>	<b>\$59,231.5</b>	<b>\$60,397.1</b>
<b>Excess of Sources over Uses</b>	<b>\$3,170.3</b>	<b>\$3,729.5</b>



SUMMARY STATEMENT OF AVAILABLE OPERATING FUNDS

	ACTUAL FY 2018	CURRENT YEAR ESTIMATES FY 2019	BUDGET YEAR 1 ESTIMATES FY 2020	BUDGET YEAR 2 ESTIMATES FY 2021
<b>GENERAL FUND - GENERAL PURPOSE (GF/GP) ANNUAL REVENUE</b>				
<b>TAX REVENUE</b>				
Personal Income Tax		9,293,800,000	9,341,400,000	9,433,700,000
Individual Income Tax <sup>(1)</sup>	9,272,300,000	(2,254,200,000)	(2,299,300,000)	(2,331,800,000)
LESS: Refunds	(1,996,100,000)			
Subtotal Personal Income Tax	7,276,200,000	7,039,600,000	7,042,100,000	7,101,900,000
Consumption Taxes		1,342,700,000	1,398,700,000	1,435,600,000
Sales Tax <sup>(2)</sup>	1,271,400,000			
Use Tax <sup>(1)</sup>	801,100,000	689,400,000	683,100,000	674,900,000
Tobacco Taxes <sup>(1)</sup>	181,400,000	181,900,000	179,700,000	178,100,000
Beer and Wine Excise Tax	50,800,000	52,000,000	53,000,000	54,000,000
Liquor Specific Tax <sup>(1)</sup>	57,800,000	58,500,000	59,600,000	60,600,000
Subtotal Consumption Taxes	2,362,500,000	2,324,500,000	2,374,100,000	2,403,200,000
Other Taxes		2,000,000	0	0
Single Business Tax	12,300,000			
Insurance Company Premium Retaliatory Tax	393,200,000	390,000,000	393,600,000	402,200,000
Michigan Business Tax	(646,200,000)	(607,700,000)	(691,000,000)	(657,400,000)
Corporate Income Tax	1,015,900,000	1,081,400,000	1,108,900,000	1,094,100,000
Telephone and Telegraph Tax	30,100,000	32,000,000	32,000,000	32,000,000
Essential Services Assessment	99,300,000	107,000,000	114,000,000	123,100,000
Oil and Gas Severance Tax	26,200,000	27,000,000	28,000,000	30,000,000
Penalties and Interest	175,300,000	128,000,000	131,200,000	134,000,000
Other	2,800,000	2,000,000	2,000,000	2,000,000
Enhanced Enforcement <sup>(3)</sup>	(147,000,000)	(150,000,000)	(152,000,000)	(154,000,000)
Subtotal Other Taxes	961,900,000	1,011,700,000	966,700,000	1,006,000,000
<b>TOTAL GF/GP TAX REVENUE</b>	<b>10,600,600,000</b>	<b>10,375,800,000</b>	<b>10,382,900,000</b>	<b>10,511,100,000</b>

<sup>(1)</sup> See also School Aid Fund.

<sup>(2)</sup> See General Fund Special Purpose Revenue, School Aid Fund, Aeronautics Fund, Comprehensive Transportation Fund and Qualified Airport Fund.

<sup>(3)</sup> Restricted revenues supporting Treasury collection activities are shown here as negatives.

**SUMMARY STATEMENT OF AVAILABLE OPERATING FUNDS**

	ACTUAL FY 2018	CURRENT YEAR ESTIMATES FY 2019	BUDGET YEAR 1 ESTIMATES FY 2020	BUDGET YEAR 2 ESTIMATES FY 2021
<b>GF/GP ANNUAL REVENUE</b>				
<b>NON-TAX REVENUE</b>				
Federal Aid	12,300,000	13,300,000	13,300,000	13,300,000
Local Agencies	200,000	100,000	100,000	100,000
Services	2,800,000	7,000,000	7,000,000	7,000,000
Licenses and Permits	14,200,000	14,000,000	14,000,000	14,000,000
Miscellaneous	54,000,000	10,000,000	10,000,000	10,000,000
Driver Responsibility Fee	29,900,000	0	0	0
Short-Term Note Costs	0	0	0	0
Interest /Borrowing Costs	6,300,000	5,000,000	6,500,000	7,000,000
Unclaimed Property Transfer	103,500,000	70,000,000	73,000,000	74,800,000
Subtotal Non-Tax Revenue	223,200,000	119,400,000	123,900,000	126,200,000
Transfers to GF/GP				
Liquor Purchase Revolving Fund Transfer	197,200,000	200,000,000	206,000,000	210,300,000
Charitable Games and Other Funds	1,900,000	5,000,000	5,000,000	5,000,000
Subtotal Transfers to GF/GP	199,100,000	205,000,000	211,000,000	215,300,000
<b>TOTAL GF/GP NON-TAX REVENUE</b>	<b>422,300,000</b>	<b>324,400,000</b>	<b>334,900,000</b>	<b>341,500,000</b>
<b>CONSENSUS TOTAL GF/GP REVENUE</b>	<b>11,022,800,000</b>	<b>10,700,200,000</b>	<b>10,717,800,000</b>	<b>10,852,600,000</b>
<b>BUDGET ADJUSTMENTS</b>				
Payments to Local Government	(465,900,000)	(466,000,000)	(466,000,000)	(466,000,000)
Beginning Balance Use Tax Transfer to School Aid Fund	(24,800,000)	n/a	n/a	n/a
Beginning Balance Prior Year Use Tax for General Fund and School Aid Fund	(32,100,000)	n/a	n/a	n/a
Scott Correctional Facility Proceeds	3,400,000	n/a	n/a	n/a
Recreational Marihuana Implementation Reimbursement	n/a	n/a	n/a	n/a
<b>TOTAL BUDGET ADJUSTMENTS</b>	<b>(519,400,000)</b>	<b>(466,000,000)</b>	<b>(456,000,000)</b>	<b>(466,000,000)</b>
<b>ADJUSTMENTS RECOMMENDED IN EXECUTIVE BUDGET</b>				
Payments to Local Government	(5,800,000)	(13,100,000)	(29,900,000)	(29,900,000)
Replace Income Tax Revenue with Fuel Tax Revenue for Roads	n/a	n/a	468,000,000	600,000,000
Retirement Deduction Restoration	n/a	n/a	(200,700,000)	(275,600,000)
Business Pass-through Parity	n/a	n/a	157,000,000	217,200,000
Earned Income Tax Credit Expansion	n/a	n/a	(76,000,000)	(114,000,000)
Other Adjustments	(6,400,000)	(6,300,000)	5,200,000	n/a
<b>TOTAL RECOMMENDED ADJUSTMENTS</b>	<b>(12,200,000)</b>	<b>(19,400,000)</b>	<b>323,600,000</b>	<b>397,700,000</b>
<b>TOTAL GF/GP WITH ADJUSTMENTS LESS INTERFUND TRANSFERS</b>	<b>10,491,200,000</b>	<b>10,214,900,000</b>	<b>10,585,500,000</b>	<b>10,784,400,000</b>

SUMMARY STATEMENT OF AVAILABLE OPERATING FUNDS

	ACTUAL FY 2018	CURRENT YEAR ESTIMATES FY 2019	BUDGET YEAR 1 ESTIMATES FY 2020	BUDGET YEAR 2 ESTIMATES FY 2021
<b>GENERAL FUND-SPECIAL PURPOSE/SPECIAL REVENUE AND PERMANENT FUNDS, INCLUDING BEGINNING FUND BALANCES</b>				
Agriculture and Rural Development	49,626,891	51,227,100	50,525,100	48,835,300
Attorney General	19,504,758	10,621,300	9,249,600	8,636,700
Capitol Historic Site	3,391,436	5,238,000	5,238,000	5,238,000
Casino Gaming	43,404,347	43,123,800	41,424,500	40,680,800
Civil Rights	58,500	138,500	138,500	138,500
Corrections	79,812,160	74,805,700	77,985,000	75,752,700
Education	16,081,647	18,498,800	18,749,000	18,531,200
Environmental Quality	281,202,024	353,116,300	371,631,800	385,157,400
Health and Human Services	2,908,491,565	3,214,890,600	3,256,724,800	3,230,738,500
Insurance and Financial Services	76,649,827	80,085,900	79,978,300	78,157,800
Judiciary	105,921,800	112,479,600	113,515,700	115,632,800
Licensing and Regulatory Affairs	442,671,402	497,680,400	560,753,600	590,453,800
Lottery	31,416,280	33,632,900	33,934,500	33,689,500
Military and Veterans Affairs	86,806,937	87,234,600	81,540,100	78,344,500
Natural Resources	642,090,218	584,651,000	456,665,300	474,959,000
State	221,964,976	226,938,600	225,177,400	220,261,000
State Police	131,847,098	131,110,400	126,854,900	120,335,700
Talent and Economic Development	345,659,922	361,640,200	355,361,000	351,295,200
Technology, Management and Budget	120,691,225	140,800,600	129,395,100	128,627,300
Treasury	1,667,749,769	1,731,975,200	1,772,777,700	1,810,553,000
<b>TOTAL GF-SPECIAL PURPOSE/SPECIAL REVENUE AND PERMANENT FUNDS</b>	<b>7,275,042,780</b>	<b>7,759,889,500</b>	<b>7,767,619,900</b>	<b>7,816,018,700</b>

**SUMMARY STATEMENT OF AVAILABLE OPERATING FUNDS**

	ACTUAL FY 2018	CURRENT YEAR ESTIMATES FY 2019	BUDGET YEAR 1 ESTIMATES FY 2020	BUDGET YEAR 2 ESTIMATES FY 2021
<b>FEDERAL AID NOT ELSEWHERE ITEMIZED:</b>				
Agriculture and Rural Development	7,943,200	9,160,700	9,160,700	9,160,700
Attorney General	8,053,900	9,628,500	9,628,500	9,628,500
Civil Rights	1,583,000	2,802,700	2,816,900	2,816,900
Corrections	2,777,500	5,315,200	5,315,200	5,315,200
Education	230,689,682	283,156,800	316,756,800	327,956,800
Environmental Quality	94,570,000	160,225,400	160,225,400	160,225,400
Health and Human Services	17,208,359,600	17,610,043,400	19,016,463,500	19,016,463,500
Higher Education	108,340,100	123,526,400	123,526,400	123,526,400
Insurance and Financial Services	195,600	2,017,300	1,017,300	1,017,300
Judiciary	3,647,000	5,987,400	6,028,400	6,028,400
Licensing and Regulatory Affairs	56,205,900	91,554,000	95,852,500	94,834,700
Military and Veterans Affairs	95,664,500	100,870,200	100,870,200	102,670,200
Natural Resources	54,918,100	85,339,700	85,339,700	85,339,700
State	13,374,500	1,460,000	1,460,000	1,460,000
State Police	69,786,200	101,348,800	94,380,800	86,898,000
Talent and Economic Development	364,659,500	762,645,800	762,145,800	762,145,800
Technology, Management and Budget	3,957,900	4,918,300	4,968,400	4,933,700
Treasury	15,627,700	27,128,000	27,242,500	27,242,500
<b>TOTAL FEDERAL AID (excluding General Fund, Transportation and School Aid)</b>	<b>18,340,353,882</b>	<b>19,387,128,600</b>	<b>20,823,199,000</b>	<b>20,827,663,700</b>

SUMMARY STATEMENT OF AVAILABLE OPERATING FUNDS

	ACTUAL FY 2018	CURRENT YEAR ESTIMATES FY 2019	BUDGET YEAR 1 ESTIMATES FY 2020	BUDGET YEAR 2 ESTIMATES FY 2021
<b>SCHOOL AID FUND (SAF) ANNUAL REVENUE</b>				
<b>TAXES AND LOTTERY</b>				
Sales Tax	5,881,100,000	6,201,600,000	6,428,400,000	6,609,700,000
Use Tax	632,300,000	572,600,000	583,500,000	592,200,000
Income Tax	2,890,000,000	2,813,000,000	2,860,200,000	2,920,200,000
Liquor Excise Tax	57,000,000	58,100,000	59,200,000	60,200,000
Tobacco Taxes	343,800,000	346,100,000	340,900,000	336,800,000
State Education Tax	1,987,900,000	2,085,400,000	2,148,100,000	2,208,400,000
Real Estate Transfer Tax	350,300,000	352,900,000	356,400,000	362,800,000
Industrial and Commercial Facilities Tax	36,300,000	37,500,000	37,500,000	38,500,000
Marijuana Excise Tax	0	0	21,900,000	37,800,000
Casino Wagering Tax	115,400,000	115,000,000	117,300,000	118,800,000
Commercial Forest Tax	3,800,000	3,300,000	3,300,000	3,300,000
Other Specific Taxes	21,300,000	23,000,000	23,000,000	23,000,000
Subtotal SAF Taxes	12,319,200,000	12,608,500,000	12,979,700,000	13,311,700,000
Transfer from Lottery	979,900,000	942,000,000	947,000,000	952,700,000
<b>CONSENSUS TOTAL SAF</b>	<b>13,299,100,000</b>	<b>13,550,500,000</b>	<b>13,926,700,000</b>	<b>14,264,400,000</b>
<b>NON-TAX REVENUE</b>				
Federal Aid	1,617,729,618	1,745,943,500	1,749,578,500	1,749,578,500
Transfer from General Fund	179,040,000	87,920,000	45,000,000	45,000,000
Recovery of Prior Year State Aid and Receivables	0	0	0	0
Subtotal SAF Non-Tax Revenues	1,796,769,618	1,833,863,500	1,794,578,500	1,794,578,500
<b>TOTAL SAF</b>	<b>15,095,869,618</b>	<b>15,384,363,500</b>	<b>15,721,278,500</b>	<b>16,058,978,500</b>
<b>LESS Interfund Transfers</b>	<b>(179,040,000)</b>	<b>(87,920,000)</b>	<b>(45,000,000)</b>	<b>(45,000,000)</b>
<b>TOTAL SAF LESS INTERFUND TRANSFERS</b>	<b>14,916,829,618</b>	<b>15,296,443,500</b>	<b>15,676,278,500</b>	<b>16,013,978,500</b>
<b>BUDGET ADJUSTMENTS</b>				
Community District Trust Fund	66,000,000	72,000,000	72,000,000	72,000,000
Transfer to Michigan Public School Employees Retirement System Retirement Obligation Reserve Fund	(55,000,000)	n/a	(40,000,000)	n/a
<b>TOTAL BUDGET ADJUSTMENTS</b>	<b>11,000,000</b>	<b>72,000,000</b>	<b>32,000,000</b>	<b>72,000,000</b>
<b>ADJUSTMENTS RECOMMENDED IN EXECUTIVE BUDGET</b>				
Retirement Deduction Restoration	n/a	n/a	(58,100,000)	(79,800,000)
Business Pass-through Parity	n/a	n/a	45,500,000	62,900,000
Marijuana Sales Tax Adjustments	n/a	n/a	1,725,000	5,300,000
<b>TOTAL RECOMMENDED ADJUSTMENTS</b>	<b>0</b>	<b>0</b>	<b>(10,875,000)</b>	<b>(11,600,000)</b>
<b>TOTAL SCHOOL AID FUND WITH ADJUSTMENTS LESS INTERFUND TRANSFERS</b>	<b>14,927,829,618</b>	<b>15,368,443,500</b>	<b>15,697,403,500</b>	<b>16,074,378,500</b>

**SUMMARY STATEMENT OF AVAILABLE OPERATING FUNDS**

	ACTUAL FY 2018	CURRENT YEAR ESTIMATES FY 2019	BUDGET YEAR 1 ESTIMATES FY 2020	BUDGET YEAR 2 ESTIMATES FY 2021
<b>TRANSPORTATION FUNDS ANNUAL REVENUES</b>				
<b>STATE AERONAUTICS FUND</b>				
Aviation Fuel Tax	4,540,410	5,300,000	5,350,000	5,400,000
Sales Tax	2,505,176	2,975,000	3,150,000	3,325,000
Federal Aid	81,092,667	79,000,000	79,000,000	79,000,000
Local Agencies	0	12,508,500	12,508,500	12,508,500
Airport Parking Tax	6,000,000	6,000,000	6,000,000	6,000,000
Interest from Common Cash	0	85,000	103,000	116,000
Miscellaneous	2,535,358	1,243,000	1,471,000	1,471,000
<b>TOTAL STATE AERONAUTICS FUND</b>	<b>96,673,631</b>	<b>107,111,500</b>	<b>107,582,500</b>	<b>107,820,500</b>
<b>QUALIFIED AIRPORT FUND</b>				
Sales Tax	4,652,474	5,525,000	5,850,000	6,175,000
<b>TOTAL QUALIFIED AIRPORT FUND</b>	<b>4,652,474</b>	<b>5,525,000</b>	<b>5,850,000</b>	<b>6,175,000</b>
<b>STATE TRUNKLINE FUND</b>				
Federal Aid	661,834,084	1,168,921,700	1,192,300,100	1,192,300,100
Local Agencies	0	30,003,500	30,003,500	30,003,500
Licenses and Permits	7,663,727	20,060,000	20,060,000	20,060,000
Transfer from Michigan Transportation Fund and Other Funds	966,950,420	1,235,389,700	1,284,037,900	1,304,882,900
Interest from Common Cash Investment	8,663,528	15,092,000	18,208,000	20,591,000
Miscellaneous	68,758,149	39,956,000	39,956,000	39,949,000
<b>TOTAL STATE TRUNKLINE FUND</b>	<b>1,713,869,908</b>	<b>2,509,422,900</b>	<b>2,584,561,500</b>	<b>2,607,786,500</b>
<b>BLUE WATER BRIDGE FUND</b>				
Tolls and Rentals	21,128,132	22,928,000	22,928,000	22,928,000
Interest From Common Cash Investment	1,134,635	1,634,000	1,971,000	2,229,000
Miscellaneous	8,731	0	0	0
<b>TOTAL BLUE WATER BRIDGE</b>	<b>22,271,498</b>	<b>24,562,000</b>	<b>24,899,000</b>	<b>25,157,000</b>
<b>MICHIGAN TRANSPORTATION FUND</b>				
Diesel and Motor Carrier Fuel Tax	245,812,194	243,000,000	297,170,000	298,860,000
Gasoline and Liquefied Petroleum Gas Tax	1,222,084,930	1,221,200,000	1,501,510,000	1,503,200,000
Motor Vehicle Registration Tax	1,294,887,754	1,327,900,000	1,361,640,000	1,395,350,000
Individual Income Tax	0	264,000,000	0	0
Other Licenses and Permits	43,134,882	44,700,000	44,700,000	44,700,000
Excise Tax on Recreational Marijuana	0	0	23,625,000	43,050,000
Interest From Common Cash Investment	2,330,003	2,151,000	2,596,000	2,935,000
<b>TOTAL MICHIGAN TRANSPORTATION FUND</b>	<b>2,808,249,763</b>	<b>3,102,951,000</b>	<b>3,231,241,000</b>	<b>3,288,095,000</b>
<b>FIXING MICHIGAN ROADS FUND</b>				
Diesel and Motor Carrier Fuel Tax	0	0	148,820,000	347,740,000
Gasoline and Liquefied Petroleum Gas Tax	0	0	789,910,000	1,831,310,000
<b>TOTAL FIXING MICHIGAN ROADS FUND</b>	<b>0</b>	<b>0</b>	<b>938,730,000</b>	<b>2,179,050,000</b>
<b>COMPREHENSIVE TRANSPORTATION FUND</b>				
Sales Tax	96,117,739	95,900,000	96,000,000	98,000,000
Federal Aid	42,714,113	70,350,000	70,350,000	70,350,000
Local Agencies	0	8,020,000	8,520,000	8,520,000
Transfer from Michigan Transportation Fund and Other Funds	248,735,242	251,796,800	255,944,900	259,684,500
Interest From Common Cash Investment	2,058,722	1,819,000	2,195,000	2,482,000
Private Revenue	0	900,000	900,000	900,000
Miscellaneous	11,424,623	6,455,000	6,455,000	6,455,000
<b>TOTAL COMPREHENSIVE TRANSPORTATION FUND</b>	<b>401,050,439</b>	<b>435,240,800</b>	<b>440,364,900</b>	<b>446,391,500</b>
<b>TOTAL TRANSPORTATION REVENUE</b>				
	5,046,767,713	6,184,813,200	7,333,228,900	8,660,475,500
LESS: Interfund Transfers	(1,215,685,662)	(1,487,186,500)	(1,539,982,800)	(1,564,567,400)
<b>TOTAL TRANSPORTATION REVENUE LESS TRANSFERS</b>	<b>3,831,082,051</b>	<b>4,697,626,700</b>	<b>5,793,246,100</b>	<b>7,095,908,100</b>

SUMMARY STATEMENT OF AVAILABLE OPERATING FUNDS

	ACTUAL FY 2018	CURRENT YEAR ESTIMATES FY 2019	BUDGET YEAR 1 ESTIMATES FY 2020	BUDGET YEAR 2 ESTIMATES FY 2021
<b>OTHER AVAILABLE FUND BALANCES NOT ELSEWHERE ITEMIZED</b>				
General Fund - General Purpose Unassigned Beginning Balance	622,500,000	715,200,000	237,500,000	8,300,000
Budget Stabilization Fund Revenue	296,100,000	145,600,000	207,100,000	58,789,000
Budget Stabilization Fund Beginning Balance	7,100,000,000	1,006,100,000	1,151,700,000	1,358,800,000
School Aid Stabilization Fund Beginning Balance	377,438,676	317,600,000	40,300,000	3,300,000
Michigan Public School Employees Retirement System (MPSERS) Retirement Obligation Reserve Fund	55,000,000	47,500,000	87,500,000	87,500,000
<b>TOTAL AVAILABLE FUND BALANCES NOT ELSEWHERE ITEMIZED</b>	<b>2,061,038,676</b>	<b>2,232,000,000</b>	<b>1,724,100,000</b>	<b>1,516,689,000</b>
<b>ALL RESOURCES SUMMARY</b>				
General Fund - General Purpose with Budget Adjustments	10,491,200,000	10,214,900,000	10,585,500,000	10,784,400,000
General Fund - Special Purpose/Special Revenue and Permanent Funds	7,275,042,780	7,759,889,500	7,767,619,900	7,816,018,700
Federal Aid Not Elsewhere Itemized	18,340,353,882	19,387,128,600	20,823,199,000	20,827,663,700
School Aid Fund with Budget Adjustments	15,106,869,618	15,456,363,500	15,742,403,500	16,119,378,500
Transportation Revenues	5,046,767,713	6,184,813,200	7,333,228,900	8,660,475,500
Available Beginning Fund Balances Not Elsewhere Itemized	2,061,038,676	2,232,000,000	1,724,100,000	1,516,689,000
<b>TOTAL ALL RESOURCES</b>	<b>58,321,272,669</b>	<b>61,235,094,800</b>	<b>63,976,051,300</b>	<b>65,724,625,400</b>
LESS: Interfund Transfers	(1,394,725,662)	(1,575,106,500)	(1,584,982,800)	(1,609,567,400)
<b>TOTAL ALL RESOURCES LESS TRANSFERS</b>	<b>56,926,547,007</b>	<b>59,659,988,300</b>	<b>62,391,068,500</b>	<b>64,115,058,000</b>





## CAPPED SOURCES OF FEDERAL FUNDS SHARED BETWEEN STATE DEPARTMENTS

CFDA	CFDA Title	FY 2020 Recommendation	FY 2021 Recommendation
10.561	<b>State Administrative Matching Grants for the Supplemental Nutrition Assistance Program</b> Grantee: Health and Human Services Subrecipient: Talent and Economic Development Subrecipient: Attorney General	24,000,000 4,000,400 137,000	24,000,000 4,000,400 137,000
11.419	<b>Coastal Zone Management Administration Awards</b> Grantee: Environmental Quality Subrecipient: Natural Resources	775,000 2,080,700	775,000 2,080,700
15.662	<b>Great Lakes Restoration</b> Grantee: Environmental Quality Subrecipient: Natural Resources	700,000 1,518,500	700,000 1,518,500
16.554	<b>National Criminal History Improvement Program (NCHIP)</b> Grantee: State Police Subrecipient: Attorney General	1,508,600 121,200	1,508,600 121,200
16.588	<b>Violence Against Women Formula Grants</b> Grantee: Health and Human Services Subrecipient: State Police	3,726,300 250,000	3,726,300 250,000
16.590	<b>Grants to Encourage Arrest Policies and Enforcement of Protection Orders Program</b> Grantee: Health and Human Services Subrecipient: Attorney General	900,000 409,800	900,000 409,800
16.593	<b>Residential Substance Abuse Treatment for State Prisoners</b> Grantee: State Police Subrecipient: Corrections	146,600 250,200	146,600 250,200
17.207	<b>Employment Service/Wagner-Peyser Funded Activities</b> Grantee: Talent and Economic Development Subrecipient: Technology, Management and Budget	37,910,400 3,665,500	37,910,400 3,665,500
20.616	<b>National Priority Safety Programs</b> Grantee: State Police Subrecipient: Judiciary Subrecipient: State	8,147,300 2,222,800 600,000	8,147,300 2,222,800 600,000

**CAPPED SOURCES OF FEDERAL FUNDS SHARED BETWEEN STATE DEPARTMENTS**

<b>CFDA</b>	<b>CFDA Title</b>	<b>FY 2020 Recommendation</b>	<b>FY 2021 Recommendation</b>
<b>20.703</b>	<b>Interagency Hazardous Materials Public Sector Training and Planning Grants</b>		
	Grantee: State Police	732,500	732,500
	Subrecipient: Licensing and Regulatory Affairs	60,000	60,000
<b>66.469</b>	<b>Great Lakes Program</b>		
	Grantee: Environmental Quality	750,000	750,000
	Subrecipient: Agriculture and Rural Development	147,000	147,000
	Subrecipient: Health and Human Services	267,000	267,000
<b>66.605</b>	<b>Performance Partnership Grants</b>		
	Grantee: Environmental Quality	11,559,700	11,559,700
	Subrecipient: Agriculture and Rural Development	557,000	557,000
<b>84.002</b>	<b>Adult Education - State Program</b>		
	Grantee: Talent and Economic Development	20,000,000	20,000,000
	Subrecipient: Corrections	359,800	359,800
<b>84.010</b>	<b>Title I Grants to Local Educational Agencies</b>		
	Grantee: Education	6,320,000	6,320,000
	Subrecipient: Health and Human Services	473,100	473,100
<b>84.013</b>	<b>Title I Program for Neglected and Delinquent Children</b>		
	Grantee: Education	15,600	15,600
	Subrecipient: Corrections	906,900	906,900
<b>84.027</b>	<b>Special Education - Grants to States</b>		
	Grantee: Education	15,968,800	15,968,800
	Subrecipient: Education via School Aid Budget	370,000,000	370,000,000
	Subrecipient: Health and Human Services	120,000	120,000
	Subrecipient: Corrections	116,200	116,200
<b>84.048</b>	<b>Vocational Education - Basic Grants to States</b>		
	Grantee: Education	2,591,800	2,591,800
	Subrecipient: Education via School Aid Budget	24,000,000	24,000,000
	Subrecipient: Talent and Economic Development	19,000,000	19,000,000
	Subrecipient: Corrections	153,400	153,400
<b>84.181</b>	<b>Special Education - Grants for Infants and Families</b>		
	Grantee: Education	1,412,000	1,412,000
	Subrecipient: Education via School Aid Budget	12,000,000	12,000,000
	Subrecipient: Health and Human Services	155,400	155,400

## CAPPED SOURCES OF FEDERAL FUNDS SHARED BETWEEN STATE DEPARTMENTS

CFDA	CFDA Title	FY 2020 Recommendation	FY 2021 Recommendation
84.334	<b>Gaining Early Awareness and Readiness for Undergraduate Programs</b> Grantee: Talent and Economic Development Subrecipient: Student Financial Aid via Higher Education	4,730,700 3,200,000	4,730,700 3,200,000
93.243	<b>Substance Abuse and Mental Health Services - Projects of Regional and National Significance</b> Grantee: Education Subrecipient: Health and Human Services	350,000 4,965,900	350,000 4,965,900
93.558	<b>Temporary Assistance for Needy Families</b> Grantee: Health and Human Services Subrecipient: Student Financial Aid via Higher Education Subrecipient: Talent and Economic Development	549,714,800 120,326,400 63,698,800	549,714,800 120,326,400 63,698,800
93.563	<b>Child Support Enforcement</b> Grantee: Health and Human Services Subrecipient: Attorney General Subrecipient: Judiciary	164,000,000 2,674,900 822,400	164,000,000 2,674,900 822,400
93.568	<b>Low-Income Home Energy Assistance</b> Grantee: Health and Human Services Subrecipient: Treasury	186,898,600 3,099,200	186,898,600 3,099,200
93.643	<b>Children's Justice Grants to States</b> Grantee: Health and Human Services Subrecipient: Judiciary	4,550,500 241,700	4,550,500 241,700
93.658	<b>ARRA - Foster Care - Title IV-E</b> Grantee: Health and Human Services Subrecipient: Education Subrecipient: Judiciary	127,754,600 2,200,000 403,500	127,754,600 2,200,000 403,500
93.945	<b>Assistance Programs for Chronic Disease Prevention and Control</b> Grantee: Health and Human Services Subrecipient: Education	3,272,300 348,600	3,272,300 348,600
97.091	<b>Homeland Security Biowatch Program</b> Grantee: Environmental Quality Subrecipient: Health and Human Services	1,700,000 100,000	1,700,000 100,000



## SPECIAL REVENUE FUNDS SHARED BETWEEN STATE DEPARTMENTS

Fund / Departments	FY 2020 Recommendation	FY 2021 Recommendation
<b>Bottle Deposits Fund</b>		
Treasury (owner)	250,000	250,000
Environmental Quality	20,503,900	20,328,000
<b>Children's Trust Fund</b>		
DHHS (owner)	2,897,300	2,895,400
Treasury	28,100	28,100
<b>Comprehensive Transportation Fund</b>		
Transportation (owner)	380,762,000	360,672,600
Technology, Management and Budget	279,800	279,800
Civil Service Commission	250,000	250,000
Attorney General	106,400	106,400
Legislative Auditor General	39,800	39,800
Treasury	33,100	33,100
<b>Forest Development Fund</b>		
Natural Resources (owner)	46,362,400	46,048,800
Technology, Management and Budget	252,800	252,800
Treasury	7,700	7,700
<b>Game and Fish Protection Account</b>		
Natural Resources (owner)	82,981,800	82,425,300
Treasury	3,010,500	3,010,500
Attorney General	640,700	634,600
Technology, Management and Budget	491,400	491,400
Legislative Auditor General	32,000	32,000
<b>Michigan Game and Fish Protection Trust Fund</b>		
Natural Resources (owner)	6,000,000	6,000,000
Treasury	269,400	269,400

## SPECIAL REVENUE FUNDS SHARED BETWEEN STATE DEPARTMENTS

Fund / Departments	FY 2020 Recommendation	FY 2021 Recommendation
<b>Michigan Merit Award Trust Fund</b>		
Treasury (owner)	1,203,500	1,195,200
Health and Human Services	49,768,700	49,768,700
State Police	851,500	848,200
Attorney General	515,600	510,800
<b>Michigan Natural Resources Trust Fund</b>		
Natural Resources (owner)	1,345,700	1,333,500
Treasury	2,670,900	2,670,900
<b>Michigan Nongame Fish and Wildlife Trust Fund</b>		
Natural Resources (owner)	490,800	490,700
Treasury	3,800	3,800
<b>Michigan State Parks Endowment Fund</b>		
Natural Resources (owner)	26,961,400	26,912,200
Treasury	256,100	256,100
Technology, Management and Budget	152,000	152,000
<b>Michigan State Waterways Account</b>		
Natural Resources (owner)	51,219,700	67,775,800
State	1,542,500	1,542,500
Treasury	374,400	374,400
Attorney General	143,600	142,600
Technology, Management and Budget	127,800	127,800
Legislative Auditor General	11,500	11,500

## SPECIAL REVENUE FUNDS SHARED BETWEEN STATE DEPARTMENTS

Fund / Departments	FY 2020 Recommendation	FY 2021 Recommendation
<b>Michigan Transportation Fund</b>		
Transportation (owner)	1,723,634,600	1,755,939,400
State	20,000,000	20,000,000
Treasury	2,754,800	2,754,800
Environmental Quality	1,383,000	1,383,000
Legislative Auditor General	322,100	322,100
Technology, Management and Budget	299,100	299,100
<b>Off-Road Vehicle Account</b>		
Natural Resources (owner)	8,654,000	8,639,300
State	170,700	170,700
Treasury	2,400	2,400
<b>Second Injury Fund</b>		
Licensing and Regulatory Affairs (owner)	3,000,000	2,986,200
Attorney General	621,600	615,200
Treasury	2,100	2,100
<b>Silicosis, Dust Disease, and Logging Industry Compensation Fund</b>		
Licensing and Regulatory Affairs (owner)	888,200	885,000
Attorney General	109,700	108,500
Treasury	300	300
<b>Snowmobile Account</b>		
Natural Resources (owner)	14,859,300	17,764,300
State	390,000	390,000
Treasury	3,100	3,100

**SPECIAL REVENUE FUNDS SHARED BETWEEN STATE DEPARTMENTS**

<b>Fund / Departments</b>	<b>FY 2020 Recommendation</b>	<b>FY 2021 Recommendation</b>
<b>State Aeronautics Fund</b>		
Transportation (owner)	16,056,000	15,988,000
Technology, Management and Budget	216,800	216,800
Attorney General	185,100	185,100
Civil Service Commission	150,000	150,000
Treasury	73,500	73,500
Legislative Auditor General	31,000	31,000
<b>State Park Improvement Account</b>		
Natural Resources (owner)	80,076,100	79,631,100
State	1,000,000	1,000,000
Treasury	9,800	9,800
<b>State Trunkline Fund</b>		
Transportation (owner)	1,126,142,200	1,148,793,500
Technology, Management and Budget	39,173,900	39,173,900
State Police	11,903,300	11,903,300
Civil Service Commission	6,321,000	6,321,000
Attorney General	2,076,800	2,076,800
Legislative Auditor General	748,200	748,200
Treasury	149,700	149,700
<b>Utility Consumer Representation Fund</b>		
Licensing and Regulatory Affairs (owner)	804,000	804,000
Attorney General	1,014,000	1,010,400
Treasury	400	400



**STATE RESTRICTED REVENUE AND EXPENDITURE PROJECTIONS**

Only contains operating funds that are included in part 1 appropriations of enacted appropriation bills

Fund Name	Fiscal Year 2018 (Actual)			Fiscal Year 2019 (Current Year Estimated)			
	Beginning Fund Balance	Revenue	Expenditures	Available Fund Balance	Revenue	Expenditures	Available Fund Balance
21st century jobs trust fund 383	0	56,981,144	(56,981,144)	0	75,000,000	(75,000,000)	0
Abandoned vehicle fees	0	325,136	(325,136)	0	327,700	(327,700)	0
Aboveground storage tank fees	0	323,160	(323,160)	0	345,000	(345,000)	0
Accountancy enforcement fund	3,743,415	237,768	(667,294)	3,313,889	303,000	(735,000)	2,881,889
Administrative order processing fee	0	1,275	(1,275)	0	1,300	(1,300)	0
Adult foster care facilities licenses fund	0	0	0	0	0	0	0
AFIS fees	0	54,540	(54,540)	0	54,600	(54,600)	0
Agricultural preservation fund	1,797,512	2,540,282	(1,255,184)	3,082,611	2,480,000	(1,400,000)	4,162,611
Agriculture equine industry development fund	465,050	2,699,336	(2,699,336)	465,050	400,000	(864,900)	150
Agriculture licensing and inspection fees	4,512,605	3,825,464	(2,617,218)	5,720,851	3,677,100	(4,361,100)	5,036,851
Air emissions fees	2,499,851	8,982,800	(9,789,900)	1,692,751	8,597,800	(9,449,900)	840,651
Animal welfare fund	144,361	115,859	(137,160)	123,060	40,000	(90,200)	72,860
Antitrust enforcement collections	250,000	758,556	(758,556)	250,000	778,600	(778,600)	250,000
Aquatic nuisance control fund	169,232	797,300	(870,100)	96,432	810,000	(850,000)	56,432
Aquifer protection revolving fund	529,562	2,100	0	531,662	0	(20,000)	511,662
Asbestos abatement fund	171,020	850,646	(490,840)	530,826	813,400	(600,000)	744,226
Assessor training fees	1,122,959	574,636	(523,703)	1,173,891	546,900	(988,000)	732,791
Attorney general's operations fund	2,018,938	1,509,546	(331,680)	3,196,805	767,000	(1,200,000)	2,763,805
Audit charges	92,043	400,361	(346,251)	146,153	435,500	(435,500)	146,153
Auto repair facilities fees	0	3,964,109	(3,964,109)	0	4,180,200	(4,180,200)	0
Auto theft prevention fund	2,836,557	7,413,065	(6,621,330)	3,628,323	7,413,100	(7,413,100)	3,628,323

**STATE RESTRICTED REVENUE AND EXPENDITURE PROJECTIONS**

Only contains operating funds that are included in part 1 appropriations of enacted appropriation bills

Fund Name	Fiscal Year 2018 (Actual)			Fiscal Year 2019 (Current Year Estimated)			
	Beginning Fund Balance	Revenue	Expenditures	Available Fund Balance	Revenue	Expenditures	Available Fund Balance
Bank fees	1,171,608	6,332,993	(5,276,115)	2,228,486	6,333,000	(6,269,200)	2,292,286
Billing fund	940,310	1,229,609	(1,046,012)	1,123,907	1,058,900	(1,081,300)	1,101,507
Blind services, local	0	78,752	(78,752)	0	100,000	(100,000)	0
Blind services, private	0	43,096	(43,096)	0	111,800	(111,800)	0
Blue water bridge fund	68,001,889	22,262,761	(90,566,882)	0	24,562,000	(24,562,000)	0
Boiler inspection fund	576,199	2,991,975	(3,010,451)	557,723	3,500,000	(3,041,200)	1,016,523
Bottle deposit fund 110	0	245,589	(245,589)	0	245,700	(245,700)	0
Brownfield development fund	0	65,400	0	65,400	30,000	0	95,400
Builder enforcement fund	2,512,029	327,845	(358,348)	2,481,526	920,000	(566,900)	2,834,626
Campground fund	5,136	290,600	(285,600)	10,136	300,000	(300,000)	10,136
Capitol historic site fund	279,428	3,112,008	(1,346,427)	2,045,009	3,193,000	(3,193,000)	2,045,009
Captive insurance regulatory and supervision fund	217,045	682,768	(270,989)	628,824	682,800	(271,300)	1,040,324
Casino gambling agreements	964,427	792,958	(726,832)	1,030,553	793,000	(748,600)	1,074,953
Certificate of need fees	5,957,117	2,854,176	(1,912,044)	6,899,250	2,735,700	(2,735,700)	6,899,250
Certification fees	4,126,456	5,706,198	(5,138,330)	4,694,324	5,699,400	(5,232,000)	5,161,724
Cervidae licensing and inspection fees	0	94,469	(94,469)	0	70,200	(70,200)	0
Child advocacy centers fund	466,317	821,498	(784,588)	503,227	800,000	(800,000)	503,227
Child care home and center licenses fund	0	0	0	0	0	0	0
Child support clearance fees	0	124,657	(124,657)	0	126,800	(126,700)	100
Child support collections	264,960	10,993,570	(10,979,000)	279,530	11,081,900	(11,081,900)	279,530
Children of Veterans tuition grant program	0	4,058	(4,058)	0	0	0	0

**STATE RESTRICTED REVENUE AND EXPENDITURE PROJECTIONS**

Only contains operating funds that are included in part 1 appropriations of enacted appropriation bills

Fund Name	Fiscal Year 2018 (Actual)			Fiscal Year 2019 (Current Year Estimated)			
	Beginning Fund Balance	Revenue	Expenditures	Available Fund Balance	Revenue	Expenditures	Available Fund Balance
Children's protection registry fund	573,350	120,382	(99,510)	594,222	101,400	(270,700)	424,922
Children's trust fund	3,763,441	1,229,264	(2,887,500)	2,105,206	1,800,000	(2,400,000)	1,505,206
City income tax fund	0	5,263,495	(5,263,495)	0	7,377,300	(7,377,300)	0
Clean Michigan initiative, clean water fund	0	1,834,300	(1,834,300)	0	3,417,100	(3,417,100)	0
Clean Michigan initiative, contaminated sediments	0	285,300	(285,300)	0	0	0	0
Clean Michigan initiative, implementation bond fund	0	0	0	0	0	0	0
Clean Michigan initiative, nonpoint source	0	1,382,000	(1,382,000)	0	2,000,000	(2,000,000)	0
Cleanup and redevelopment fund	6,015,988	20,748,000	(16,746,100)	10,017,888	21,000,000	(19,939,400)	11,078,488
Coal ash care fund	0	0	0	0	260,000	0	260,000
Collections	0	793,062	(793,062)	0	1,500,000	(1,500,000)	0
Commercial forest fund	77,516	35,368	(26,596)	86,288	36,900	(26,600)	96,588
Commodity distribution fees	34,272	0	(900)	33,372	71,700	(10,000)	95,072
Commodity group revenue	41,281	0	0	41,281	8,000	(8,000)	41,281
Commodity inspection fees	133,128	562,893	(694,697)	1,323	525,000	(523,100)	3,223
Community dispute resolution fund	1,619,046	1,825,701	(1,699,004)	1,745,743	1,799,300	(1,825,700)	1,719,343
Community pollution prevention fund	5,262,199	2,626,300	(1,134,200)	6,754,299	700,000	(250,000)	7,204,299
Community tether program reimbursement	0	232,222	(232,222)	0	260,000	(260,000)	0
Comprehensive transportation fund	117,063,095	358,668,836	(445,808,132)	29,923,800	349,870,800	(352,788,500)	27,006,100
Compulsive gaming prevention fund	3,348,650	3,281,787	(3,325,410)	3,243,808	5,549,700	(5,549,700)	3,243,808
Construction code fund	9,097,838	10,480,894	(8,184,289)	11,394,443	15,405,900	(8,394,200)	18,406,143
Consumer and industry food safety education fund	468,643	270,155	(397,684)	341,114	270,100	(334,000)	277,214

**STATE RESTRICTED REVENUE AND EXPENDITURE PROJECTIONS**

Only contains operating funds that are included in part 1 appropriations of enacted appropriation bills

Fund Name	Fiscal Year 2018 (Actual)			Fiscal Year 2019 (Current Year Estimated)			
	Beginning Fund Balance	Revenue	Expenditures	Available Fund Balance	Revenue	Expenditures	Available Fund Balance
Consumer finance fees	969,923	2,104,193	(1,497,822)	1,576,294	2,104,200	(1,824,000)	1,856,494
Contingent fund, penalty and interest account	159,884,226	44,317,339	(44,317,339)	159,884,226	36,000,000	(44,317,400)	151,566,826
Contingent fund, penalty, and interest account 376	0	0	0	0	4,600,000	(4,600,000)	0
Convention facility development fund	3,698,650	100,705,894	(100,597,334)	3,807,210	105,589,500	(109,396,700)	0
Corporation fees	10,177,279	27,103,429	(27,626,730)	9,653,978	29,248,300	(29,160,700)	9,741,578
Correctional industries revolving fund	0	5,694,058	(5,694,058)	0	6,745,900	(6,745,900)	0
Correctional industries revolving fund 110	0	859,923	(859,923)	0	1,369,200	(1,369,200)	0
Cost sharing, schools for deaf and blind	0	4,399,485	(4,400,295)	0	5,600,000	(5,600,000)	0
Counties, equally 911 fund	0	10,774,023	(10,713,945)	60,078	11,381,400	(11,441,500)	0
Counties, per capita 911 fund	0	16,162,709	(16,072,592)	90,117	17,070,800	(17,160,900)	0
County chargeback	0	22,306,874	(22,306,874)	11,169	22,913,600	(22,300,900)	623,869
Court equity fund	0	38,321,547	(38,321,547)	0	38,335,900	(38,335,900)	0
Court fee fund	1,581,912	3,474,740	(3,474,740)	2,679,343	4,087,800	(4,087,800)	1,957,943
Court of appeals filing/motion fees	0	1,426,327	(1,426,327)	0	1,450,000	(1,450,000)	0
Credit and debit assessment service fees	1,877,702	7,620,125	(8,673,306)	824,521	0	0	824,521
Credit union fees	912,871	8,554,893	(8,307,097)	1,160,667	8,600,000	(8,958,100)	802,567
Crime victims rights fund	30,173,353	19,151,318	(17,323,612)	32,001,059	21,150,600	(20,856,600)	32,295,059
Criminal justice information center service fees	2,574,055	29,008,377	(29,531,541)	1,551,355	27,242,000	(27,750,000)	1,043,355
Dairy and food safety fund	1,741,855	5,747,444	(3,590,998)	3,898,301	5,750,000	(4,097,100)	5,551,201
Deer habitat reserve	743,527	1,911,008	(2,134,260)	520,274	1,873,000	(2,178,600)	214,674
Defaulted loan collection fees	0	152,600	(152,600)	0	170,000	(153,700)	16,300

**STATE RESTRICTED REVENUE AND EXPENDITURE PROJECTIONS**

Only contains operating funds that are included in part 1 appropriations of enacted appropriation bills

Fund Name	Fiscal Year 2018 (Actual)			Fiscal Year 2019 (Current Year Estimated)			
	Beginning Fund Balance	Revenue	Expenditures	Available Fund Balance	Revenue	Expenditures	Available Fund Balance
Deferred compensation	0	2,358,423	(2,358,423)	0	2,802,600	(2,802,600)	0
Deferred presentment service transaction fees	2,786,703	2,491,921	(2,355,075)	2,923,550	2,491,900	(2,337,700)	3,077,750
Defined contribution administrative fee revenue	0	100,000	(100,000)	0	300,000	(300,000)	0
Delinquent tax collection revenue	18,219,251	125,401,363	(125,400,722)	18,219,892	124,884,900	(124,884,900)	18,219,892
Direct shipper enforcement revolving fund	707,892	117,376	(97,502)	727,766	121,000	(300,700)	548,066
Distance education fund	604,859	256,880	(125,915)	735,825	200,000	(111,100)	824,725
Division on deafness fund	16,055	53,775	(13,203)	56,627	53,800	(15,400)	95,027
Donated funds, local	0	1,313,137	(1,313,137)	0	2,000,000	(2,000,000)	0
Donated funds, private	0	3,214,130	(3,214,130)	0	4,500,000	(4,500,000)	0
Drinking water declaration of emergency reserve fund	0	6,720,818	(6,720,818)	0	5,613,000	(5,613,000)	0
Driver education provider and instructor fund	259,086	38,533	(75,000)	222,619	38,500	(75,000)	186,119
Driver fees	0	26,936,664	(24,680,281)	0	27,044,000	(27,044,000)	0
Driver improvement course fund	0	1,074,883	(1,074,883)	0	1,084,300	(1,084,300)	0
Driver responsibility fees	0	1,244,397	(1,244,397)	0	0	0	0
Drug court fund	2,574,456	1,165,160	(1,648,623)	2,090,994	1,115,300	(1,565,300)	1,640,994
Drug fund	0	193,376	(193,376)	0	250,000	(250,000)	0
Drunk driving fund	0	1,614,274	(1,614,274)	0	1,845,000	(1,845,000)	0
Drunk driving prevention and training fund	521,584	527,315	(504,392)	544,508	527,300	(755,500)	316,308
Economic development fund	98,519,254	41,723,634	(39,789,144)	100,453,745	55,368,000	(55,368,000)	100,453,745
Electronic waste recycling fund	385,146	283,600	(268,000)	400,746	300,000	(271,000)	429,746
Elevator fees	38,514	4,198,681	(3,741,140)	496,055	4,500,000	(3,779,100)	1,216,955

**STATE RESTRICTED REVENUE AND EXPENDITURE PROJECTIONS**

Only contains operating funds that are included in part 1 appropriations of enacted appropriation bills

Fund Name	Fiscal Year 2018 (Actual)			Fiscal Year 2019 (Current Year Estimated)			
	Beginning Fund Balance	Revenue	Expenditures	Available Fund Balance	Revenue	Expenditures	Available Fund Balance
Emergency 911 fund	0	0	0	0	0	0	0
Emergency medical services fees	649,002	333,634	(313,907)	668,728	600,000	(504,900)	763,828
Enhanced driver lic and enhanced official personal ID card fund	3,943,302	12,746,656	(12,336,058)	4,353,900	12,958,700	(14,347,500)	2,965,100
Environmental education fund	50,159	247,300	(164,100)	133,359	130,000	(171,000)	92,359
Environmental pollution prevention fund	437,274	4,065,800	(4,308,400)	194,674	4,500,000	(4,500,000)	194,674
Environmental protection fund	993,976	1,965,800	(2,382,600)	577,176	2,000,000	(2,340,000)	237,176
Environmental response fund	8,723,353	1,134,900	(3,234,400)	6,623,853	1,000,000	(2,623,800)	5,000,053
Equalization study chargebacks	0	0	0	0	0	0	0
Escheats revenue	510,563	6,959,693	(6,959,693)	510,563	7,000,000	(7,000,000)	510,563
Expedient service fees	833,833	3,649,736	(3,887,406)	0	3,800,000	(3,800,000)	0
Feed control fund	122,509	1,301,791	(1,180,939)	243,360	1,240,000	(1,330,600)	152,760
Fees and collections	0	251,400	(251,400)	0	252,000	(252,000)	0
Fees and collections	3,833,240	8,729,706	(6,506,524)	6,056,422	9,000,000	(7,500,000)	7,556,422
Fertilizer control fund	709,234	1,036,424	(914,224)	831,433	1,455,200	(1,615,000)	671,633
Financial instruments	16,286	8,965,000	(8,893,800)	87,486	9,489,100	(9,389,100)	187,486
Fire alarm fees	10,798	97,313	(94,528)	13,583	140,400	(95,400)	58,583
Fire equipment fund	509,476	225,450	(192,552)	542,374	353,500	(182,400)	713,474
Fire protection fund	3,765	8,496,235	(8,500,000)	0	0	0	0
Fire safety standard and enforcement fund	171,947	30,408	(20,388)	181,967	100,000	(20,500)	261,467
Fire service fees	3,287,880	3,448,552	(1,649,322)	5,087,110	2,968,600	(1,665,800)	6,389,910
Fireworks safety fund	6,121,879	2,691,652	(2,660,063)	6,153,668	2,571,200	(2,779,200)	5,945,668

**STATE RESTRICTED REVENUE AND EXPENDITURE PROJECTIONS**

Only contains operating funds that are included in part 1 appropriations of enacted appropriation bills

Fund Name	Fiscal Year 2018 (Actual)			Fiscal Year 2019 (Current Year Estimated)			
	Beginning Fund Balance	Revenue	Expenditures	Available Fund Balance	Revenue	Expenditures	Available Fund Balance
First responder presumed coverage fund	0	62,737	0	62,737	150,000	(212,700)	0
Fisheries settlement	889,378	577,042	(836,296)	630,123	584,300	(631,600)	582,823
Fixing Michigan roads fund	0	0	0	0	0	0	0
Forensic science reimbursement fees	0	1,041,921	(1,041,921)	0	1,140,300	(1,140,300)	0
Forest development fund	25,204,197	50,025,449	(48,682,853)	26,546,793	48,219,600	(52,283,800)	22,482,593
Forest land user charges	490,079	270,358	(253,089)	507,348	235,100	(257,800)	484,648
Forest recreation account	1,491,307	2,612,875	(1,718,246)	2,385,936	2,673,800	(2,001,600)	3,058,136
Franchise fees	0	365,767	(365,767)	0	389,900	(389,900)	0
Freshwater protection fund	3,776,354	6,786,697	(7,122,414)	3,440,638	6,450,000	(7,955,000)	1,935,638
Game and fish protection fund	8,768,387	77,898,547	(83,073,717)	3,593,216	75,085,100	(78,678,300)	0
Garnishment fees	815,354	2,163,274	(2,163,274)	815,354	2,684,400	(2,684,400)	815,354
Gasoline inspection and testing fund	1,138,113	1,099,323	(610,975)	1,626,461	1,000,000	(964,500)	1,661,961
Gifts, bequests, and donations 110 - LSB	0	0	0	0	0	0	0
Gifts, bequests, and donations 110 - Education	212,636	436,226	(468,854)	180,009	450,000	(450,000)	180,009
Gifts, bequests, and donations 110 - DHHS	212,636	786,414	(778,137)	220,914	800,000	(800,000)	220,914
Grain dealers fee fund	35,183	562,951	(532,006)	66,128	560,000	(575,100)	51,028
Great Lakes protection fund	1,409,301	549,555	(574,932)	1,383,924	372,300	(320,000)	1,436,224
Groundwater discharge permit fees	769,601	1,067,800	(897,500)	939,901	1,070,000	(1,120,000)	889,901
Hazardous materials training center fees	0	650,854	(650,854)	0	650,900	(650,900)	0
Health and safety fund	1,019,636	45,935	(43,782)	1,021,789	100,000	(1,121,800)	0
Health insurance claims assessment fund	67,085,181	331,629,527	(391,469,366)	7,245,342	0	0	7,245,342

**STATE RESTRICTED REVENUE AND EXPENDITURE PROJECTIONS**

Only contains operating funds that are included in part 1 appropriations of enacted appropriation bills

Fund Name	Fiscal Year 2018 (Actual)			Fiscal Year 2019 (Current Year Estimated)			
	Beginning Fund Balance	Revenue	Expenditures	Available Fund Balance	Revenue	Expenditures	Available Fund Balance
Health management funds	0	300,000	(300,000)	0	412,700	(412,700)	0
Health professions regulatory fund	15,313,042	33,206,843	(26,316,122)	22,203,763	32,277,000	(27,379,400)	27,101,363
Health systems fees	5,490,042	3,795,067	(4,191,976)	5,093,133	3,918,800	(4,200,000)	4,811,933
Healthy Michigan fund	22,905,070	30,087,346	(43,214,886)	9,777,531	31,400,000	(30,668,600)	2,074,231
Highway safety fund	123,958	9,451,509	(9,451,509)	124,000	9,451,500	(9,575,400)	100
Horticulture fund	41,894	24,266	(66,160)	0	40,000	(40,000)	0
Human trafficking commission fund	61,279	889	(18,220)	43,948	30,000	(30,000)	43,948
Income and assessments	1,354,379	9,205,482	(9,994,942)	564,919	9,021,400	(8,995,500)	590,819
Industry support funds	183,377	275,078	(292,967)	165,488	278,000	(278,000)	165,488
Infrastructure construction fund	76,022	51,200	(47,900)	79,322	51,000	(51,400)	78,922
Insurance bureau fund	4,892,781	20,264,372	(19,885,394)	5,271,759	20,264,400	(19,223,800)	6,312,359
Insurance continuing education fees	490,295	654,346	(464,588)	680,052	654,300	(1,041,500)	292,852
Insurance licensing and regulation fees	5,477,524	7,316,297	(8,140,822)	4,653,000	7,316,300	(9,043,800)	2,925,500
Insurance provider fund	0	0	0	0	604,003,200	(604,003,200)	0
Intercity bus equipment fund	39,860	13,400	0	53,260	82,300	(100,000)	35,560
Interest on lawyers trust accounts	0	137,221	(137,221)	0	355,400	(355,400)	0
Invasive species fund	0	0	0	0	0	0	0
IRS debt service rebate	0	7,004,300	(7,004,300)	0	0	0	0
Jail reimbursement program fund	0	4,813,005	(4,813,005)	0	5,900,000	(5,900,000)	0
Judicial electronic filing fund	7,656,096	8,525,772	(6,102,964)	10,078,904	8,511,700	(6,645,000)	11,945,604
Judicial technology improvement fund	76,677	3,874,438	(3,853,311)	97,804	3,840,700	(3,840,700)	97,804



**STATE RESTRICTED REVENUE AND EXPENDITURE PROJECTIONS**

Only contains operating funds that are included in part 1 appropriations of enacted appropriation bills

Fund Name	Fiscal Year 2018 (Actual)			Fiscal Year 2019 (Current Year Estimated)			
	Beginning Fund Balance	Revenue	Expenditures	Available Fund Balance	Revenue	Expenditures	Available Fund Balance
Juror compensation fund	12,673,504	4,572,301	(3,221,502)	14,024,303	4,545,300	(4,203,800)	14,365,803
Justice system fund	608,899	791,684	(926,648)	473,936	833,500	(918,000)	389,436
Laboratory fees	4,794	239,925	(244,719)	0	239,900	(239,900)	0
Laboratory services fees	0	5,481,500	(3,419,700)	2,061,800	4,471,000	(3,750,000)	2,782,800
Land and water permit fees	2,359,567	2,788,000	(3,303,700)	1,843,867	2,700,000	(3,306,700)	1,237,167
Land bank fast track fund	11,000,111	3,957,784	(4,027,912)	10,929,983	298,400	(298,400)	10,929,983
Land exchange facilitation and management fund	4,334,928	2,446,837	(3,621,981)	3,159,785	5,622,000	(5,822,400)	2,959,385
Land reutilization fund	9,877,226	1,056,766	(731,208)	10,202,783	847,000	(847,000)	10,202,783
Landfill maintenance trust fund	49,268	8,900	0	58,168	9,000	0	67,168
Law enforcement officers training fund	0	14,361	(14,361)	0	14,400	(14,400)	0
Law exam fees	0	659,000	(659,000)	0	730,600	(730,600)	0
Lawsuit settlement proceeds fund	8,199,816	4,619,440	(6,200,000)	0	3,300,000	(3,300,000)	0
Lease revenue	0	37,858	(37,858)	0	35,000	(35,000)	0
LEIN fees	0	723,712	(723,712)	0	761,900	(761,900)	0
Library Fees	261,821	84,524	(43,628)	302,717	60,000	(40,000)	322,717
Licensing and regulation fund	6,538,344	10,278,162	(14,198,648)	2,617,858	13,892,800	(14,196,200)	2,314,458
Liquor enf and license wholesale RF	0	43,185	(43,185)	0	80,000	(80,000)	0
Liquor license fee enhancement fund	1,354,252	115,375	(76,400)	1,393,227	118,700	(76,400)	1,435,527
Liquor license revenue	2,508,685	14,159,917	(14,620,649)	2,047,953	15,406,800	(14,793,700)	2,661,053
Liquor purchase revolving fund	0	17,532,892	(17,532,892)	0	20,243,300	(20,243,300)	0
Local agency wetland mitigation bank fund	4,000,000	1,000,000	(325,099)	4,674,901	2,000,000	(2,000,000)	4,674,901

**STATE RESTRICTED REVENUE AND EXPENDITURE PROJECTIONS**

Only contains operating funds that are included in part 1 appropriations of enacted appropriation bills

Fund Name	Fiscal Year 2018 (Actual)			Fiscal Year 2019 (Current Year Estimated)			
	Beginning Fund Balance	Revenue	Expenditures	Available Fund Balance	Revenue	Expenditures	Available Fund Balance
Local bridge fund	16,205,232	28,858,771	(45,064,003)	0	30,716,500	(30,716,500)	0
Local corrections officer training fund	0	0	0	0	100,000	(100,000)	0
Local funds	545,950	84,763,835	(85,309,785)	0	93,321,500	(93,321,500)	0
Local funds, aero	0	5,675,550	(5,675,550)	0	12,508,500	(12,508,500)	0
Local funds, CTF	0	57,757	(57,757)	0	8,020,000	(8,020,000)	0
Local funds, STF	0	0	0	0	30,003,500	(30,003,500)	0
Local indigent defense reimbursement	0	0	0	0	200,000	(200,000)	0
Local public recreation facilities fund	3,620,683	1,692,730	(3,995,032)	1,318,381	1,722,800	(1,879,100)	1,162,081
Low incidence outreach fund	284,887	305,034	(449,910)	140,010	750,000	(749,500)	140,510
Low-income energy assistance fund	0	50,087,571	(49,763,694)	323,877	50,000,000	(50,000,000)	323,877
Mackinac Bridge authority	0	0	0	0	100,000	(100,000)	0
Mackinac Island State Park fund	0	1,320,012	(1,320,012)	0	1,605,600	(1,605,600)	0
Mackinac Island State Park operation fund	0	119,403	(119,403)	0	128,500	(128,500)	0
MacMullan conference center account	209,015	1,177,670	(1,139,661)	247,025	1,112,600	(1,169,800)	189,825
Mann house trust fund	2,171	34	(2,205)	0	0	0	0
Marhuana registry fund	34,966,851	12,067,047	(8,499,453)	38,534,444	12,029,600	(8,722,300)	41,841,744
Marhuana regulation fund	0	0	0	0	0	0	0
Marhuana regulatory fund	0	5,888,833	(1,794,180)	4,094,653	28,156,200	(28,156,200)	4,094,653
Marine safety fund	1,555,402	5,422,771	(5,118,200)	1,859,973	5,354,900	(5,325,300)	1,889,573
MBLSLA fund	4,595,742	5,610,029	(4,644,141)	5,561,630	5,610,000	(5,459,700)	5,711,930
MBPI Pharmaceutical product fund	778,813	0	0	778,813	0	(250,000)	528,813

**STATE RESTRICTED REVENUE AND EXPENDITURE PROJECTIONS**

Only contains operating funds that are included in part 1 appropriations of enacted appropriation bills

Fund Name	Fiscal Year 2018 (Actual)				Fiscal Year 2019 (Current Year Estimated)			
	Beginning Fund Balance	Revenue	Expenditures	Available Fund Balance	Revenue	Expenditures	Available Fund Balance	
MDTMB, civil service commission	0	166,200	(166,200)	0	169,500	(169,500)	0	
Medicaid benefits trust fund	12,555,920	334,482,260	(315,288,800)	31,749,380	334,100,000	(353,538,800)	12,310,580	
Medical marihuana excise fund	0	93,440	(93,440)	0	350,000	(350,000)	0	
Medical waste emergency response fund	629,251	238,300	(334,300)	533,251	240,000	(337,000)	436,251	
Metallic mining surveillance fee revenue	157,535	37,500	(9,900)	185,135	30,000	(19,000)	196,135	
MFA, bond and loan program revenue	0	3,297,154	(3,297,154)	0	3,047,800	(3,047,800)	0	
Mich state housing development authority fees and charges	200,878	53,519,360	(50,092,259)	3,627,979	53,938,300	(54,657,600)	2,908,679	
Michigan business enterprise program fund	0	340,479	(340,479)	0	350,000	(350,000)	0	
Michigan council for the arts fund	42,946	49,581	(34,161)	58,365	35,000	(70,000)	23,365	
Michigan craft beverage council fund	805,919	465,332	(916,911)	354,340	640,000	(792,800)	201,540	
Michigan employment security act - administrative fund	0	2,091,215	(2,091,215)	0	2,298,000	(2,298,000)	0	
Michigan film promotion fund	698,150	0	0	698,150	226,000	(1,000)	1,637,350	
Michigan health initiative fund	346,431	8,934,770	(9,017,067)	277,993	9,395,800	(9,395,800)	277,993	
Michigan heritage publications fund	41,035	2,088	(1,286)	41,837	1,400	(22,300)	20,937	
Michigan historical center operations fund	448,622	792,505	(674,050)	567,077	815,900	(807,300)	575,677	
Michigan infrastructure fund	0	9,277,292	(9,277,292)	0	14,380,000	(6,380,000)	8,000,000	
Michigan justice training fund	927,153	4,797,406	(4,956,683)	767,876	4,797,400	(5,000,000)	565,276	
Michigan lighthouse preservation fund	816,855	130,883	(43,342)	904,396	130,000	(125,000)	909,396	
Michigan merit award trust fund	4,299,748	63,044,962	(52,431,300)	14,913,410	46,990,500	(54,809,500)	7,094,410	
Michigan national guard armory construction fund	1,558,960	782,693	(1,041,245)	1,300,407	575,000	(1,050,000)	825,407	
Michigan natural resources trust fund	118,393,591	37,581,769	(69,292,930)	80,195,052	30,772,600	(103,530,600)	3,677,952	

**STATE RESTRICTED REVENUE AND EXPENDITURE PROJECTIONS**

Only contains operating funds that are included in part 1 appropriations of enacted appropriation bills

Fund Name	Fiscal Year 2018 (Actual)			Fiscal Year 2019 (Current Year Estimated)			
	Beginning Fund Balance	Revenue	Expenditures	Available Fund Balance	Revenue	Expenditures	Available Fund Balance
Michigan state housing development authority fees	0	113,500	(113,500)	0	115,800	(115,800)	0
Michigan state parks endowment fund	13,259,146	44,602,277	(33,511,748)	8,485,397	40,096,200	(31,251,600)	3,489,797
Michigan state police auto theft fund	0	66,561	(66,561)	0	66,600	(66,600)	0
Michigan state waterways fund	28,120,503	30,172,076	(33,378,473)	24,914,107	30,054,800	(43,268,600)	11,700,307
Michigan trailways fund	17,224	1,787	(100)	18,911	8,500	(200)	27,211
Michigan transportation fund	0	1,515,542,914	(1,515,542,914)	0	1,609,128,100	(1,609,128,100)	0
Michigan unarmed combat fund	0	123,767	(123,767)	0	125,000	(125,000)	0
Michigan veterans' trust fund	58,729,900	94,489	(1,506,440)	57,317,949	69,500	(1,776,700)	55,610,749
Michild eligible individual premium	0	1,823,626	(1,823,626)	0	1,823,600	(1,823,600)	0
Migratory labor housing fund	143,272	140,892	(102,923)	181,241	129,000	(173,100)	137,141
Military family relief fund	2,311,493	134,615	(50,253)	2,395,855	100,000	(100,000)	2,395,855
Mineral well regulatory fee revenue	90,323	115,700	(147,100)	58,923	120,000	(145,000)	33,923
Miscellaneous revenue	0	179,197	(179,197)	0	208,200	(208,200)	0
Mobile home code fund	1,280,673	2,619,138	(945,946)	2,953,865	2,112,900	(955,400)	4,111,365
Mobile home commission fees	0	288,951	(288,951)	0	289,000	(289,000)	0
Motor carrier fees	1,569,746	7,583,225	(5,962,694)	2,358,712	7,583,200	(8,300,000)	1,641,912
Motor transport revolving fund	0	7,400	(7,400)	0	7,500	(7,500)	0
Motorcycle safety and education awareness fund	0	247,630	0	247,630	247,600	(400,000)	95,230
Motorcycle safety fund	311,026	1,399,379	(1,432,509)	277,897	1,485,800	(1,500,000)	263,697
Movable bridge fund	6,094,168	5,133,328	(3,158,521)	8,068,975	5,222,400	(5,222,400)	8,068,975
MIPSCS subscriber and maintenance fees	1,611,559	1,547,241	(2,281,673)	877,126	2,248,000	(2,248,000)	877,126

**STATE RESTRICTED REVENUE AND EXPENDITURE PROJECTIONS**

Only contains operating funds that are included in part 1 appropriations of enacted appropriation bills

Fund Name	Fiscal Year 2018 (Actual)			Fiscal Year 2019 (Current Year Estimated)			
	Beginning Fund Balance	Revenue	Expenditures	Available Fund Balance	Revenue	Expenditures	Available Fund Balance
Multiple employer welfare arrangement	834,924	288,598	(67,416)	1,056,106	288,600	(277,700)	1,067,006
Municipal finance fees	1,134,513	444,241	(347,747)	1,231,007	554,600	(554,600)	1,231,007
Narcotics-related forfeiture revenue	1,820,158	1,238,535	(1,261,352)	1,797,341	975,000	(1,261,400)	1,510,941
Native copper mine fund	0	0	0	0	50,000	(50,000)	0
Newborn screening fees	4,718,792	15,930,906	(15,683,346)	5,004,754	15,441,500	(15,841,500)	4,604,754
Nonferrous metallic mineral surveillance	134,149	344,600	(358,600)	120,149	350,000	(325,000)	145,149
Nongame wildlife fund	626,138	392,109	(400,106)	711,201	526,200	(493,500)	743,901
Nonnarcotic forfeiture revenue	0	55,313	(55,313)	0	50,000	(50,000)	0
Notary education and training fund	3,333	58,109	(55,000)	6,442	55,000	(55,000)	6,442
Notary fee fund	0	174,186	(174,186)	0	174,200	(174,200)	0
NPDES fees	3,815,538	2,910,400	(4,382,500)	2,343,438	2,900,000	(4,000,000)	1,243,438
Nuclear plant emergency planning reimbursement	0	2,348,784	(2,348,784)	0	2,385,600	(2,385,600)	0
Nurse aid registration fund	0	51,680	(45,318)	6,362	600,000	(600,000)	6,362
Nurse professional fund	1,492,433	1,533,814	(1,260,083)	1,766,164	1,538,000	(1,472,500)	1,831,664
Nursing home administrative penalties	0	0	0	0	100,000	(100,000)	0
OBRA Penalties	16,650,387	4,560,306	(1,042,014)	20,168,679	4,000,000	(2,300,000)	21,868,679
Office services revolving fund	0	10,000	(10,000)	0	10,200	(10,200)	0
Off-road vehicle safety education fund	369,908	247,200	(196,356)	420,752	255,500	(206,400)	469,852
Off-road vehicle title fees	0	169,233	(169,233)	0	170,700	(170,700)	0
Off-road vehicle trail improvement fund	10,017,552	8,992,276	(11,755,963)	7,253,864	8,528,900	(11,453,600)	4,329,164
Oil and gas regulatory fund	1,252,509	5,106,000	(4,086,000)	2,272,509	5,000,000	(5,242,400)	2,030,109

**STATE RESTRICTED REVENUE AND EXPENDITURE PROJECTIONS**

Only contains operating funds that are included in part 1 appropriations of enacted appropriation bills

Fund Name	Fiscal Year 2018 (Actual)			Fiscal Year 2019 (Current Year Estimated)			
	Beginning Fund Balance	Revenue	Expenditures	Available Fund Balance	Revenue	Expenditures	Available Fund Balance
Orphan well fund	1,927,812	1,029,200	(996,500)	1,960,512	1,000,000	(1,100,000)	1,860,512
Other agency charges	0	1,134,300	(1,134,300)	0	1,146,200	(1,146,200)	0
Other state restricted revenues	2,939,247	311,245,694	(300,644,863)	13,542,427	307,468,600	(307,468,600)	13,542,427
Park improvement fund	15,080,726	64,502,132	(55,533,630)	24,049,229	65,355,600	(76,556,000)	12,848,829
Park improvement fund, Belle Isle subaccount	14,519	757,393	(771,912)	0	889,200	(889,200)	0
Parking ticket court fines	0	1,409,189	(1,409,189)	0	1,409,200	(1,409,200)	0
Parole and probation oversight fees	0	3,098,839	(3,098,839)	0	4,000,000	(4,000,000)	0
Parole and probation oversight fees set-aside	2,348,875	622,311	(697,794)	2,273,391	696,600	(696,600)	2,273,391
Pension trust funds	0	24,747,398	(24,747,398)	0	31,875,600	(31,875,600)	0
Permanent snowmobile trail easement fund	4,346,050	580,278	(88,581)	4,837,747	615,500	(701,000)	4,752,247
Personal identification card fees	0	2,751,521	(2,751,521)	0	2,836,600	(2,836,600)	0
PMECSEMA fund	4,719,774	1,684,312	(441,427)	5,962,659	1,698,500	(1,862,900)	5,798,259
Precision driving track fees	3,900	286,813	(290,713)	0	321,000	(321,000)	0
Prisoner health care copayments	0	225,775	(225,775)	0	257,200	(257,200)	0
Prisoner reimbursement	0	344,473	(344,473)	0	636,500	(636,500)	0
Private donations - DMVA	0	42,439	0	42,439	3,000	(3,000)	42,439
Private donations - MSP	0	12,738	(12,738)	0	12,800	(12,800)	0
Private forestland enhancement fund	608,141	425,914	(231,796)	802,259	475,000	(554,000)	723,259
Private foundations	0	69,321	(74,321)	0	250,000	(250,000)	0
Private funds	116,174,045	32,915,624	(41,786,189)	106,990,141	46,436,200	(49,222,400)	104,203,941
Private funds 120	0	0	0	0	900,000	(900,000)	0

**STATE RESTRICTED REVENUE AND EXPENDITURE PROJECTIONS**

Only contains operating funds that are included in part 1 appropriations of enacted appropriation bills

Fund Name	Fiscal Year 2018 (Actual)			Fiscal Year 2019 (Current Year Estimated)			
	Beginning Fund Balance	Revenue	Expenditures	Available Fund Balance	Revenue	Expenditures	Available Fund Balance
Private occupational school license fees	119,332	397,414	(410,071)	106,675	450,000	(460,800)	95,875
Private security licensing fees	0	1,625	(1,625)	0	1,600	(1,600)	0
Program and special equipment fund	24,773,974	23,288,406	(20,560,435)	27,501,945	11,000,000	(10,657,300)	27,844,645
Property development fees	214,757	50,502	(4,525)	260,734	60,500	(4,500)	316,734
Prosecuting attorneys training fees	0	100,118	(100,118)	0	414,200	(414,200)	0
Public assistance recoupment revenue	0	3,553,457	(3,553,457)	0	4,200,000	(4,200,000)	0
Public private partnership investment fund	0	0	0	0	1,500,000	(1,500,000)	0
Public safety answer point (PSAP) training 911 fund	1,736,025	2,197,498	(1,787,381)	2,146,142	2,350,800	(2,350,800)	2,146,142
Public swimming pool fund	118,914	623,600	(600,300)	142,214	610,000	(610,000)	142,214
Public use and replacement deed fees	0	25,371	(25,371)	0	25,000	(25,000)	0
Public utility assessments	3,596,196	35,147,801	(32,577,176)	6,166,821	34,500,000	(34,500,000)	6,166,821
Public water supply fees	29,452	4,580,300	(4,439,400)	170,352	5,000,000	(5,000,000)	170,352
Public works user fees	0	0	0	0	0	0	0
Qualified airport fund	0	4,652,474	(4,652,474)	0	5,525,000	(5,525,000)	0
Quality assurance assessment tax	0	1,245,136,696	(1,245,136,696)	0	1,307,121,300	(1,307,121,300)	0
Radiological health fees	877,187	2,384,804	(2,413,707)	848,284	2,422,000	(2,423,200)	847,084
Rail freight fund	8,280,677	1,320,865	(5,278)	9,596,265	2,801,300	(6,000,000)	6,397,565
Real estate appraiser education fund	496,059	30,721	(16,073)	510,708	31,100	(20,000)	521,808
Real estate education fund	3,089,926	390,771	(297,019)	3,183,679	670,000	(361,300)	3,492,379
Real estate enforcement fund	2,429,561	388,542	(229,677)	2,588,426	660,000	(288,000)	2,960,426
Recreation improvement account	1,396,841	1,493,001	(2,036,813)	853,030	1,501,100	(1,553,200)	800,930

**STATE RESTRICTED REVENUE AND EXPENDITURE PROJECTIONS**

Only contains operating funds that are included in part 1 appropriations of enacted appropriation bills

Fund Name	Fiscal Year 2018 (Actual)			Fiscal Year 2019 (Current Year Estimated)			
	Beginning Fund Balance	Revenue	Expenditures	Available Fund Balance	Revenue	Expenditures	Available Fund Balance
Recreation passport fees	17,020,027	8,670,474	(8,842,580)	16,847,920	8,712,800	(25,263,000)	297,720
Recreation passport fees 110	0	1,000,000	(1,000,000)	0	1,000,000	(1,000,000)	0
Reentry center offender reimbursements	0	3,293	(3,293)	0	1,200	(1,200)	0
Refined petroleum fund	47,791,837	36,170,100	(26,839,600)	57,122,337	25,200,000	(26,726,300)	55,596,037
Rehabilitation service fees	0	64,906	(64,906)	0	150,000	(150,000)	0
Reimburse local exchange providers 911 fund	3,593,730	6,509,786	(3,641,846)	6,461,670	9,691,500	(4,075,500)	12,077,670
Reimbursed services	0	950,838	(950,838)	0	1,000,000	(1,000,000)	0
Reimbursed services, local	0	888,739	(888,739)	0	1,000,600	(1,000,600)	0
Reinstatement fees	0	212,781	(212,781)	0	263,200	(263,200)	0
Reinstatement fees, operator licenses	0	2,994,690	(2,994,690)	0	3,485,400	(3,485,400)	0
Renew Michigan fund	0	0	0	0	69,000,000	(51,750,000)	17,250,000
Rental fees	0	150,193	(150,193)	0	150,000	(150,000)	0
Rental of department aircraft	0	27,406	(27,406)	0	36,900	(36,900)	0
Resident stores	0	2,977,003	(2,977,003)	0	3,282,600	(3,282,600)	0
Restructuring mechanism assessments	0	544,852	(544,852)	0	550,000	(550,000)	0
Retired engineers technical assistance program fund	635,696	9,659	(9,889)	635,467	9,800	(11,000)	634,267
Retired law enforcement officer safety fund	0	4,446	(4,446)	0	4,500	(4,500)	0
Retirement funds	616,195	19,077,160	(19,077,160)	616,195	19,687,500	(19,687,500)	616,195
Revenue from local government	0	0	0	0	100,000	(100,000)	0
Revitalization revolving loan fund	6,243,025	54,100	(800)	6,296,325	55,000	(900)	6,350,425
Revolving loan revenue bonds	0	9,221,400	(9,221,400)	0	15,000,000	(15,000,000)	0



**STATE RESTRICTED REVENUE AND EXPENDITURE PROJECTIONS**

Only contains operating funds that are included in part 1 appropriations of enacted appropriation bills

Fund Name	Fiscal Year 2018 (Actual)				Fiscal Year 2019 (Current Year Estimated)			
	Beginning Fund Balance	Revenue	Expenditures	Available Fund Balance	Revenue	Expenditures	Available Fund Balance	
Rural development fund	2,244,475	1,404,030	(2,197,125)	1,451,380	1,400,000	(1,400,000)	1,451,380	
Safety education and training fund	8,402,904	11,249,425	(9,851,857)	9,800,472	11,000,000	(10,000,000)	10,800,472	
Sales tax	12,400,608	1,289,714,036	(1,289,494,119)	12,620,525	1,337,862,700	(1,350,483,100)	125	
Sand extraction fee revenue	194,113	50,900	(28,700)	216,313	60,000	(40,000)	236,313	
School aid fund 110	587,779	1,508,723	(1,501,226)	595,276	1,510,000	(2,105,200)	0	
School bond fees	2,689,378	615,496	(545,089)	2,759,785	1,077,500	(543,300)	3,293,985	
School bus revenue	60,144	1,744,220	(1,534,357)	270,007	1,744,200	(1,744,200)	270,007	
School district service fees	0	0	0	0	0	0	0	
Scrap tire fund	0	78,213	(78,213)	0	78,600	(78,600)	0	
Scrap tire regulatory fund	10,640,922	5,257,100	(3,771,500)	12,126,522	5,000,000	(5,100,000)	12,026,522	
Second injury fund	0	2,247,815	(2,247,815)	0	2,650,000	(2,650,000)	0	
Secondary road patrol and training fund	472,835	8,943,106	(8,765,973)	650,000	9,000,000	(9,300,000)	350,000	
Securities fees	0	17,333,465	(17,333,465)	0	20,792,900	(20,792,900)	0	
Securities investor education and training fund	1,000,000	4,407	(4,407)	1,000,000	4,500	(4,500)	1,000,000	
Security business fund	199,718	103,777	(170,743)	132,752	127,000	(160,000)	99,752	
Self-insurers security fund	0	1,494,226	(1,494,226)	0	1,710,000	(1,710,000)	0	
Senior care respite fund	1,605,271	1,883,921	(1,633,840)	1,855,352	1,750,000	(1,750,000)	1,855,352	
Septage waste contingency fund	3,061	0	(1,900)	1,161	0	(1,100)	0	
Septage waste program fund	567,658	464,500	(298,400)	733,758	500,000	(320,000)	913,758	
Settlement funds	1,331,015	450,300	(343,600)	1,437,715	100,000	(426,100)	1,111,615	
Sewage sludge land application fee	117,746	735,400	(574,000)	279,146	700,000	(735,500)	243,646	

**STATE RESTRICTED REVENUE AND EXPENDITURE PROJECTIONS**

Only contains operating funds that are included in part 1 appropriations of enacted appropriation bills

Fund Name	Fiscal Year 2018 (Actual)			Fiscal Year 2019 (Current Year Estimated)			
	Beginning Fund Balance	Revenue	Expenditures	Available Fund Balance	Revenue	Expenditures	Available Fund Balance
Sex offenders registration fund	1,989,759	1,027,657	(250,770)	2,766,645	1,027,700	(250,800)	3,543,545
Sexual assault evidence tracking fund	0	3,200,000	0	3,200,000	0	(738,400)	2,461,600
Sexual assault victims' prevention and treatment fund	2,396,792	1,145,767	(1,641,226)	1,901,333	1,150,000	(1,650,000)	1,401,333
SIGMA user charges	188,400	4,467,800	(4,467,800)	188,400	4,692,700	(4,692,700)	0
Silicosis and dust disease fund	0	585,174	(585,174)	0	561,000	(561,000)	0
Slow-the-spread foundation	0	7,643	(7,643)	0	9,000	(9,000)	0
Small business pollution prevention revolving loan fund	1,946,931	28,700	(29,500)	1,946,131	20,000	(31,000)	1,935,131
SMRS fees	60,682	505,318	(226,042)	339,959	505,300	(600,000)	245,259
Snowmobile registration fee revenue	4,504	1,203,538	(1,133,904)	74,138	1,142,100	(1,211,800)	4,438
Snowmobile registration fee revenue 110	0	191,769	(191,769)	0	180,000	(180,000)	0
Snowmobile trail improvement fund	8,014,164	10,255,114	(9,848,724)	8,420,554	9,939,000	(16,172,300)	2,187,254
Soil erosion and sedimentation control training fund	82,769	82,000	(39,000)	125,769	81,000	(61,000)	145,769
Solid waste management fund, staff account	5,538,049	4,881,600	(4,926,100)	5,493,549	5,900,000	(5,208,300)	6,185,249
Special project advances 376	65,686	32,018	(650)	97,054	578,800	(250,000)	425,854
Special revenue, internal service, and pension trust funds	1,077,500	17,605,658	(17,399,358)	1,283,800	19,185,900	(19,185,900)	0
Special supplemental food program, WIC	0	55,993,452	(55,993,452)	0	55,124,000	(55,124,000)	0
Sportsmen against hunger fund	276,372	102,131	(61,129)	317,374	102,500	(68,000)	351,874
Stabilization authority contract	0	0	0	0	0	0	0
State aeronautics fund	11,587,044	15,594,016	(26,175,061)	1,006,000	15,603,000	(15,948,000)	661,000
State building authority revenue	12,052,271	0	0	12,052,271	0	0	12,052,271
State building authority revenue 110	0	120,444	(120,444)	0	124,300	(124,300)	0

**STATE RESTRICTED REVENUE AND EXPENDITURE PROJECTIONS**

Only contains operating funds that are included in part 1 appropriations of enacted appropriation bills

Fund Name	Fiscal Year 2018 (Actual)				Fiscal Year 2019 (Current Year Estimated)			
	Beginning Fund Balance	Revenue	Expenditures	Available Fund Balance	Revenue	Expenditures	Available Fund Balance	Available Fund Balance
State court fund	0	6,867,129	(6,867,129)	0	6,871,300	(6,871,300)	0	0
State disbursement unit, office of child support	0	57,400	(57,400)	0	58,500	(58,500)	0	0
State forensic laboratory fund	166,241	859,797	(314,519)	711,519	859,800	(1,000,000)	571,319	571,319
State justice institute	0	11,973	(11,973)	0	430,600	(430,600)	0	0
State lottery fund	0	30,874,200	(30,874,200)	0	31,965,200	(31,965,200)	0	0
State lottery fund 110	0	542,080	(542,080)	0	1,667,700	(1,667,700)	0	0
State police administrator and coordinator 911 fund	0	811,451	(811,451)	0	987,600	(987,600)	0	0
State police dispatch operator 911 fund	0	614,887	(614,887)	0	655,000	(655,000)	0	0
State police service fees	0	3,243,671	(3,243,671)	0	3,243,700	(3,243,700)	0	0
State restricted fees, revenues and reimbursements	0	102,100	(102,100)	0	102,100	(102,100)	0	0
State restricted funds 1%	0	29,868,322	(29,868,322)	0	29,510,400	(29,510,400)	0	0
State restricted indirect funds - Civil Rights	0	58,500	(58,500)	0	58,500	(58,500)	0	0
State restricted indirect funds - Civil Service	0	8,679,800	(8,679,800)	0	8,839,600	(8,839,600)	0	0
State restricted indirect funds - DTMB	0	3,410,100	(3,410,100)	0	5,150,200	(5,150,200)	0	0
State restricted indirect funds - Treasury	0	278,600	(278,600)	0	278,600	(278,600)	0	0
State services fee fund 140	6,994,914	34,407,329	(35,951,205)	5,451,038	35,609,300	(37,353,000)	3,707,338	3,707,338
State share education funds	0	1,235,206	(1,235,206)	0	1,355,700	(1,355,700)	0	0
State sponsored group insurance	0	7,369,869	(7,369,869)	0	10,742,800	(10,742,800)	0	0
State trunkline fund	497,124,294	1,052,366,263	(1,549,490,557)	0	1,086,848,900	(1,086,848,900)	0	0
Stormwater permit fees	305,867	1,537,700	(1,637,900)	205,667	1,540,000	(1,670,200)	75,467	75,467
Strategic water quality initiatives fund	0	4,175,600	(4,175,600)	0	2,200,000	(2,200,000)	0	0

**STATE RESTRICTED REVENUE AND EXPENDITURE PROJECTIONS**

Only contains operating funds that are included in part 1 appropriations of enacted appropriation bills

Fund Name	Fiscal Year 2018 (Actual)				Fiscal Year 2019 (Current Year Estimated)			
	Beginning Fund Balance	Revenue	Expenditures	Available Fund Balance	Revenue	Expenditures	Available Fund Balance	
Student insurance revenue	0	77,806	(77,806)	0	77,800	(77,800)	0	
Student safety fund	941,256	36,897	(461,992)	516,161	35,000	(200,000)	351,161	
Supplemental security income recoveries	202,559	3,989,961	(4,142,700)	49,821	4,142,700	(4,142,700)	49,821	
Survey and remonumentation fund	6,646,849	6,787,631	(6,545,722)	6,888,758	6,792,200	(6,600,000)	7,080,958	
Tax tribunal fund	16,298	1,161,378	(1,176,126)	1,550	1,575,000	(1,576,500)	0	
Teacher testing fees	0	56,481	(37,044)	19,437	80,000	(80,000)	19,437	
Test project fees	0	0	0	0	0	0	0	
Testing fees	0	152,738	(152,738)	0	157,000	(157,000)	0	
Tether program participant contributions	0	2,428,441	(2,428,441)	0	2,630,500	(2,630,500)	0	
Thomas Daley gift of life fund	261,074	72,406	0	333,480	50,000	(50,000)	333,480	
Tobacco tax revenue	2,922,783	10,657,814	(10,657,814)	2,922,783	9,020,600	(9,020,600)	2,922,783	
Traffic crash revenue	0	336,088	(336,088)	0	336,100	(336,100)	0	
Traffic law enforcement and safety fund	1,850,323	25,261,734	(25,986,069)	1,125,988	25,261,700	(25,500,000)	887,688	
Training and orientation workshop fees	0	26,501	(26,501)	0	90,000	(90,000)	0	
Transportation administration collection fund	17,172,414	127,483,588	(121,616,996)	23,039,006	135,337,700	(135,337,700)	23,039,006	
Treasury fees	0	1,876,216	(1,876,216)	0	1,898,100	(1,898,100)	0	
Trooper school recruitment fund	3,017,666	139,734	(1,217,700)	1,939,700	0	(1,939,700)	0	
Truck driver safety fund	3,342,818	1,366,640	(944,721)	3,764,737	1,366,600	(1,366,600)	3,764,737	
Tuition Assistance Fund	0	6,507,000	(6,043,013)	463,987	9,006,700	(7,750,000)	1,720,687	
Turkey permit fees	466,322	990,204	(864,543)	591,983	965,500	(1,035,600)	521,883	
Underground storage tank cleanup fund	654,184	21,057,300	(8,498,300)	13,213,184	2,000,000	(2,000,000)	13,213,184	

**STATE RESTRICTED REVENUE AND EXPENDITURE PROJECTIONS**

Only contains operating funds that are included in part 1 appropriations of enacted appropriation bills

Fund Name	Fiscal Year 2018 (Actual)			Fiscal Year 2019 (Current Year Estimated)			
	Beginning Fund Balance	Revenue	Expenditures	Available Fund Balance	Revenue	Expenditures	Available Fund Balance
User fees	0	5,477,414	(5,477,414)	0	5,882,400	(5,882,400)	0
Utility consumer representation fund	2,164,910	1,832,269	(1,683,451)	2,313,728	1,823,100	(1,697,200)	2,439,628
Vehicle theft prevention fees	0	1,689,648	(1,689,648)	0	1,689,600	(1,689,600)	0
Veterans' homes post and posthumous funds	1,116,325	483,955	(240,643)	1,359,637	400,000	(400,000)	1,359,637
Veterans license plate fund	12,132	18,603	0	30,735	10,000	0	40,735
Vital records fees	912,242	4,892,018	(4,011,137)	1,793,190	4,350,000	(4,000,000)	2,143,190
Vocational rehabilitation match	0	5,012,821	(5,012,821)	0	5,300,000	(5,300,000)	0
Wastewater operator training fees	215,982	506,000	(495,600)	226,382	418,000	(479,500)	164,882
Water analysis fees	2,296,155	2,183,600	(2,039,000)	2,440,755	2,200,000	(2,117,000)	2,523,755
Water pollution control revolving fund	0	155,400	(155,400)	0	656,100	(656,100)	0
Water quality protection fund	291,921	79,500	(106,100)	265,321	75,000	(100,000)	240,321
Water use reporting fees	387,896	260,400	(175,000)	473,296	240,000	(285,700)	427,596
Waterfowl fees	60,649	104,813	(117,888)	47,574	104,800	(121,100)	31,274
Waterfowl hunt stamp	4,425,155	488,763	(992,314)	3,921,604	488,800	(4,218,300)	192,104
Weights and measures regulation fees	578,104	491,371	(122,140)	947,336	460,000	(460,000)	947,336
Wildlife management public education fund	1,670,889	1,530,898	(2,648,532)	553,255	1,507,900	(2,061,100)	0
Wildlife resource protection fund	281,855	1,146,299	(1,158,813)	269,341	1,129,700	(1,176,100)	222,941
Worker's compensation administrative revolving fund	2,930,473	1,381,982	(1,804,843)	2,507,612	1,500,000	(1,850,000)	2,157,612
Youth hunting and fishing education and outreach fund	178,502	68,627	(99,036)	148,093	65,700	(100,300)	113,493
<b>Total</b>	<b>2,144,229,198</b>	<b>9,017,603,966</b>	<b>(9,669,345,570)</b>	<b>1,460,522,934</b>	<b>9,692,303,900</b>	<b>(9,838,326,100)</b>	<b>1,286,987,046</b>

Boilerplate language in the Fiscal Year 2019 Enacted Appropriations requires an annual report, within 14 days after the release of the Executive Budget Recommendation on estimated state restricted fund balances, state restricted fund projected revenues, and state restricted fund expenditures for the fiscal years ending September 30, 2018 and September 30, 2019.

NOTE: Columns may not add due to lapses to the general fund, transfers out, or work project expenditures.









**STATE RESTRICTED REVENUE AND EXPENDITURE PROJECTIONS**

Only contains operating funds that are included in part 1 appropriations of enacted appropriation bills

Fund Name	Fiscal Year 2020 (BY1 Estimated)			Fiscal Year 2021 (BY2 Estimated)			
	Available Fund Balance	Revenue	Expenditures	Available Fund Balance	Revenue	Expenditures	
Children's protection registry fund	424,922	101,400	(270,700)	255,622	101,400	(270,700)	86,322
Children's trust fund	1,505,206	1,800,000	(2,400,000)	905,206	1,800,000	(2,400,000)	305,206
City income tax fund	0	4,913,300	(4,913,300)	0	3,688,700	(3,688,700)	0
Clean Michigan initiative, clean water fund	0	2,617,100	(2,617,100)	0	0	0	0
Clean Michigan initiative, contaminated sediments	0	0	0	0	0	0	0
Clean Michigan initiative, implementation bond fund	0	0	0	0	0	0	0
Clean Michigan initiative, nonpoint source	0	2,000,000	(2,000,000)	0	2,000,000	(2,000,000)	0
Cleanup and redevelopment fund	11,078,488	21,000,000	(19,253,900)	12,824,588	21,000,000	(19,096,700)	14,727,888
Coal ash care fund	260,000	260,000	(260,000)	260,000	260,000	(260,000)	260,000
Collections	0	1,500,000	(1,500,000)	0	1,500,000	(1,500,000)	0
Commercial forest fund	96,588	37,900	(27,200)	107,288	43,300	(27,400)	123,188
Commodity distribution fees	95,072	71,700	(10,000)	156,772	71,700	(10,000)	218,472
Commodity group revenue	41,281	8,000	(8,000)	41,281	8,000	(8,000)	41,281
Commodity inspection fees	3,223	521,800	(521,800)	3,223	521,800	(521,800)	3,223
Community dispute resolution fund	1,719,343	1,799,300	(1,799,200)	1,719,443	1,799,300	(1,799,200)	1,719,543
Community pollution prevention fund	7,204,299	700,000	(250,000)	7,654,299	700,000	(250,000)	8,104,299
Community tether program reimbursement	0	260,000	(260,000)	0	260,000	(260,000)	0
Comprehensive transportation fund	27,006,100	354,494,900	(381,501,000)	0	360,521,500	(360,521,500)	0
Compulsive gaming prevention fund	3,243,808	5,549,700	(5,549,700)	3,243,808	5,549,700	(5,549,700)	3,243,808
Construction code fund	18,406,143	10,250,200	(8,588,300)	20,068,043	10,434,300	(8,600,900)	21,901,443
Consumer and industry food safety education fund	277,214	270,100	(250,600)	296,714	270,100	(263,100)	303,714





**STATE RESTRICTED REVENUE AND EXPENDITURE PROJECTIONS**

Only contains operating funds that are included in part 1 appropriations of enacted appropriation bills

Fund Name	Fiscal Year 2020 (BY1 Estimated)			Fiscal Year 2021 (BY2 Estimated)		
	Available Fund Balance	Revenue	Expenditures	Available Fund Balance	Revenue	Expenditures
Emergency 911 fund	0	0	0	0	0	0
Emergency medical services fees	763,828	600,000	(504,900)	858,928	600,000	(504,900)
Enhanced driver license and enhanced official personal ID card fund	2,965,100	12,958,700	(14,347,500)	1,576,300	12,958,700	(14,347,500)
Environmental education fund	92,359	130,000	(171,000)	51,359	130,000	(171,000)
Environmental pollution prevention fund	194,674	4,500,000	(4,500,000)	194,674	4,500,000	(4,500,000)
Environmental protection fund	237,176	2,000,000	(2,189,200)	47,976	2,000,000	(1,976,000)
Environmental response fund	5,000,053	1,000,000	(1,000,000)	5,000,053	1,000,000	(1,000,000)
Equalization study chargebacks	0	0	0	0	0	0
Escheats revenue	510,563	7,000,000	(7,000,000)	510,563	7,000,000	(7,000,000)
Expedient service fees	0	3,800,000	(3,800,000)	0	3,800,000	(3,800,000)
Feed control fund	152,760	1,240,000	(1,330,600)	62,160	1,239,500	(1,300,600)
Fees and collections	0	252,000	(252,000)	0	252,000	(252,000)
Fees and collections	7,556,422	9,000,000	(7,500,000)	9,056,422	9,000,000	(7,500,000)
Fertilizer control fund	671,633	995,500	(1,115,900)	551,233	995,500	(1,115,900)
Financial instruments	187,486	9,489,100	(9,489,100)	187,486	9,489,100	(9,489,100)
Fire alarm fees	58,583	91,400	(95,500)	54,483	91,400	(96,500)
Fire equipment fund	713,474	353,500	(532,400)	534,574	353,500	(182,400)
Fire protection fund	0	0	0	0	0	0
Fire safety standard and enforcement fund	261,467	10,000	(20,900)	250,567	10,000	(21,000)
Fire service fees	6,389,910	2,968,600	(1,720,200)	7,638,310	2,968,600	(1,709,500)
Fireworks safety fund	5,945,668	2,571,200	(3,384,000)	5,132,668	2,571,200	(3,386,800)



**STATE RESTRICTED REVENUE AND EXPENDITURE PROJECTIONS**

Only contains operating funds that are included in part 1 appropriations of enacted appropriation bills

Fund Name	Fiscal Year 2020 (BY1 Estimated)			Fiscal Year 2021 (BY2 Estimated)		
	Available Fund Balance	Revenue	Expenditures	Available Fund Balance	Revenue	Expenditures
Health management funds	0	418,500	(418,500)	0	415,600	(415,600)
Health professions regulatory fund	27,101,363	32,328,000	(27,703,400)	31,725,963	31,879,000	(27,525,000)
Health systems fees	4,811,933	3,958,800	(4,345,000)	4,425,733	3,918,800	(4,400,000)
Healthy Michigan fund	2,074,231	30,900,000	(32,817,800)	156,431	30,500,000	(30,500,000)
Highway safety fund	100	9,451,500	(9,451,500)	100	9,451,500	(9,451,500)
Horticulture fund	0	40,000	(40,000)	0	40,000	(40,000)
Human trafficking commission fund	43,948	30,000	(30,000)	43,948	30,000	(30,000)
Income and assessments	590,819	8,841,000	(8,800,000)	631,819	8,664,100	(8,600,000)
Industry support funds	165,488	278,000	(278,000)	165,488	278,000	(278,000)
Infrastructure construction fund	78,922	51,000	(51,400)	78,522	51,000	(51,400)
Insurance bureau fund	6,312,359	20,264,400	(19,546,400)	7,030,359	20,264,400	(19,546,400)
Insurance continuing education fees	292,852	654,300	(471,600)	475,552	654,300	(471,600)
Insurance licensing and regulation fees	2,925,500	7,400,000	(9,163,000)	1,162,500	7,500,000	(8,000,000)
Insurance provider fund	0	606,001,100	(606,001,100)	0	606,001,100	(606,001,100)
Intercity bus equipment fund	35,560	82,300	(100,000)	17,860	82,300	(100,000)
Interest on lawyers trust accounts	0	360,100	(360,100)	0	357,100	(357,100)
Invasive species fund	0	0	0	0	0	0
IRS debt service rebate	0	0	0	0	0	0
Jail reimbursement program fund	0	5,900,000	(5,900,000)	0	5,900,000	(5,900,000)
Judicial electronic filing fund	11,945,604	8,511,700	(5,537,000)	14,920,304	8,511,700	(3,683,000)
Judicial technology improvement fund	97,804	3,840,700	(3,840,700)	97,804	3,840,700	(3,840,700)

**STATE RESTRICTED REVENUE AND EXPENDITURE PROJECTIONS**

Only contains operating funds that are included in part 1 appropriations of enacted appropriation bills

Fund Name	Fiscal Year 2020 (BY1 Estimated)			Fiscal Year 2021 (BY2 Estimated)			
	Available Fund Balance	Revenue	Expenditures	Available Fund Balance	Revenue	Expenditures	Available Fund Balance
Juror compensation fund	14,365,803	4,545,300	(4,203,800)	14,707,303	4,545,300	(4,203,800)	15,048,803
Justice system fund	389,436	838,100	(922,600)	304,936	842,800	(927,300)	220,436
Laboratory fees	0	239,900	(239,900)	0	239,900	(239,900)	0
Laboratory services fees	2,782,800	9,160,700	(5,960,000)	5,983,500	6,596,200	(6,000,000)	6,579,700
Land and water permit fees	1,237,167	2,700,000	(3,087,300)	849,867	2,700,000	(3,117,100)	432,767
Land bank fast track fund	10,929,983	298,400	(1,798,400)	9,429,983	298,400	(1,798,400)	7,929,983
Land exchange facilitation and management fund	2,959,385	1,286,800	(1,186,800)	3,059,385	1,290,000	(1,218,900)	3,130,485
Land reutilization fund	10,202,783	847,000	(847,000)	10,202,783	847,000	(847,000)	10,202,783
Landfill maintenance trust fund	67,168	9,000	0	76,168	9,000	0	85,168
Law enforcement officers training fund	0	14,400	(14,400)	0	14,400	(14,400)	0
Law exam fees	0	742,000	(742,000)	0	734,200	(734,200)	0
Lawsuit settlement proceeds fund	0	2,600,000	(2,600,000)	0	2,600,000	(2,600,000)	0
Lease revenue	0	35,000	(35,000)	0	35,000	(35,000)	0
LEIN fees	0	761,900	(761,900)	0	761,900	(761,900)	0
Library Fees	322,717	60,000	(40,000)	342,717	60,000	(40,000)	362,717
Licensing and regulation fund	2,314,458	14,464,300	(14,706,400)	2,072,358	13,004,500	(14,876,100)	200,758
Liquor enf and license wholesale RF	0	175,000	(175,000)	0	175,000	(175,000)	0
Liquor license fee enhancement fund	1,435,527	118,600	(76,400)	1,477,727	118,700	(76,400)	1,520,027
Liquor license revenue	2,661,053	16,406,800	(15,196,800)	3,871,053	16,406,800	(15,433,800)	4,844,053
Liquor purchase revolving fund	0	20,634,500	(20,634,500)	0	20,496,100	(20,496,100)	0
Local agency wetland mitigation bank fund	4,674,901	2,000,000	(2,000,000)	4,674,901	2,000,000	(2,000,000)	4,674,901







**STATE RESTRICTED REVENUE AND EXPENDITURE PROJECTIONS**

Only contains operating funds that are included in part 1 appropriations of enacted appropriation bills

Fund Name	Fiscal Year 2020 (BY1 Estimated)			Fiscal Year 2021 (BY2 Estimated)		
	Available Fund Balance	Revenue	Expenditures	Available Fund Balance	Revenue	Expenditures
Michigan state housing development authority fees	0	115,800	(115,800)	0	115,800	(115,800)
Michigan state parks endowment fund	3,489,797	39,224,400	(27,624,800)	1,729,797	39,076,200	(27,520,400)
Michigan state police auto theft fund	0	66,600	(66,600)	0	66,600	(66,600)
Michigan state waterways fund	11,700,307	47,283,200	(48,335,000)	10,648,507	63,949,900	(65,149,400)
Michigan trailways fund	27,211	8,500	(200)	35,511	8,500	(200)
Michigan transportation fund	0	1,765,516,800	(1,765,516,800)	0	1,797,723,800	(1,797,723,800)
Michigan unarmed combat fund	0	125,000	(125,000)	0	125,000	(125,000)
Michigan veterans' trust fund	55,610,749	69,500	(1,776,700)	53,903,549	69,500	(1,776,700)
Michid eligible individual premium	0	1,823,600	(1,823,600)	0	1,823,600	(1,823,600)
Migratory labor housing fund	137,141	129,000	(178,300)	87,841	129,000	(183,600)
Military family relief fund	2,395,855	100,000	(100,000)	2,395,855	100,000	(100,000)
Mineral well regulatory fee revenue	33,923	120,000	(140,000)	13,923	120,000	(130,000)
Miscellaneous revenue	0	208,200	(208,200)	0	208,200	(208,200)
Mobile home code fund	4,111,365	1,915,300	(983,300)	5,043,365	2,455,800	(982,400)
Mobile home commission fees	0	289,000	(289,000)	0	289,000	(289,000)
Motor carrier fees	1,641,912	7,583,200	(8,300,000)	925,112	7,583,200	(8,300,000)
Motor transport revolving fund	0	7,500	(7,500)	0	7,500	(7,500)
Motorcycle safety and education awareness fund	95,230	247,600	(250,000)	92,830	247,600	(250,000)
Motorcycle safety fund	263,697	1,485,800	(1,600,000)	149,497	1,485,800	(1,630,000)
Movable bridge fund	8,068,975	5,337,300	(5,337,300)	8,068,975	5,454,800	(5,454,700)
MPSCS subscriber and maintenance fees	877,126	2,248,000	(2,248,000)	877,126	2,248,000	(2,248,000)







**STATE RESTRICTED REVENUE AND EXPENDITURE PROJECTIONS**

Only contains operating funds that are included in part 1 appropriations of enacted appropriation bills

Fund Name	Fiscal Year 2020 (BY1 Estimated)			Fiscal Year 2021 (BY2 Estimated)			
	Available Fund Balance	Revenue	Expenditures	Available Fund Balance	Revenue	Expenditures	
Recreation passport fees	297,720	10,033,200	(9,873,500)	457,420	9,875,300	(9,648,500)	684,220
Recreation passport fees 110	0	1,000,000	(1,000,000)	0	1,000,000	(1,000,000)	0
Reentry center offender reimbursements	0	1,200	(1,200)	0	1,200	(1,200)	0
Refined petroleum fund	55,596,037	25,200,000	(25,366,900)	55,429,137	25,200,000	(25,500,000)	55,129,137
Rehabilitation service fees	0	150,000	(150,000)	0	150,000	(150,000)	0
Reimburse local exchange providers 911 fund	12,077,670	9,858,500	(4,279,300)	17,656,870	10,029,300	(4,493,300)	23,192,870
Reimbursed services	0	1,000,000	(1,000,000)	0	1,000,000	(1,000,000)	0
Reimbursed services, local	0	1,000,600	(1,000,600)	0	1,000,600	(1,000,600)	0
Reinstatement fees	0	267,300	(267,300)	0	264,800	(264,800)	0
Reinstatement fees, operator licenses	0	3,485,400	(3,485,400)	0	3,485,400	(3,485,400)	0
Renew Michigan fund	17,250,000	69,000,000	(51,750,000)	34,500,000	69,000,000	(51,750,000)	51,750,000
Rental fees	0	150,000	(150,000)	0	150,000	(150,000)	0
Rental of department aircraft	0	36,900	(36,900)	0	36,900	(36,900)	0
Resident stores	0	3,282,600	(3,282,600)	0	3,282,600	(3,282,600)	0
Restructuring mechanism assessments	0	560,000	(560,000)	0	570,000	(570,000)	0
Retired engineers technical assistance program fund	634,267	9,800	(12,000)	632,067	9,800	(13,000)	628,867
Retired law enforcement officer safety fund	0	4,500	(4,500)	0	4,500	(4,500)	0
Retirement funds	616,195	20,081,200	(20,081,200)	616,195	20,482,800	(20,482,800)	616,195
Revenue from local government	0	100,000	(100,000)	0	100,000	(100,000)	0
Revitalization revolving loan fund	6,350,425	55,000	(900)	6,404,525	55,000	(900)	6,458,625
Revolving loan revenue bonds	0	15,000,000	(15,000,000)	0	15,000,000	(15,000,000)	0



**STATE RESTRICTED REVENUE AND EXPENDITURE PROJECTIONS**

Only contains operating funds that are included in part 1 appropriations of enacted appropriation bills

Fund Name	Fiscal Year 2020 (BY1 Estimated)			Fiscal Year 2021 (BY2 Estimated)			
	Available Fund Balance	Revenue	Expenditures	Available Fund Balance	Revenue	Expenditures	
Sex offenders registration fund	3,543,545	1,000,000	(3,750,800)	792,745	900,000	(600,800)	1,091,945
Sexual assault evidence tracking fund	2,461,600	0	(738,400)	1,723,200	0	(738,400)	984,800
Sexual assault victims' prevention and treatment fund	1,401,333	1,150,000	(1,650,000)	901,333	1,150,000	(1,650,000)	401,333
SIGMA user charges	0	4,649,200	(4,649,200)	0	4,636,200	(4,636,200)	0
Silicosis and dust disease fund	0	695,000	(695,000)	0	695,000	(695,000)	0
Slow-the-spread foundation	0	9,000	(9,000)	0	9,000	(9,000)	0
Small business pollution prevention revolving loan fund	1,935,131	20,000	(31,000)	1,924,131	20,000	(31,000)	1,913,131
SMRS fees	245,259	505,300	(600,000)	150,559	505,300	(600,000)	55,859
Snowmobile registration fee revenue	4,438	1,159,200	(1,154,400)	9,238	1,197,000	(1,155,600)	50,638
Snowmobile registration fee revenue 110	0	183,000	(183,000)	0	189,000	(189,000)	0
Snowmobile trail improvement fund	2,187,254	12,797,200	(12,984,800)	1,999,654	15,708,000	(15,914,600)	1,793,054
Soil erosion and sedimentation control training fund	145,769	81,000	(62,200)	164,569	81,000	(63,500)	182,069
Solid waste management fund, staff account	6,185,249	5,900,000	(5,208,300)	6,876,949	5,900,000	(5,208,300)	7,568,649
Special project advances 376	425,854	755,600	(250,000)	931,454	980,000	(750,000)	1,161,454
Special revenue, internal service, and pension trust funds	0	20,287,500	(20,287,500)	0	20,128,000	(20,128,000)	0
Special supplemental food program, WIC	0	55,124,000	(55,124,000)	0	55,124,000	(55,124,000)	0
Sportsmen against hunger fund	351,874	102,500	(75,000)	379,374	102,500	(75,000)	406,874
Stabilization authority contract	0	0	0	0	0	0	0
State aeronautics fund	661,000	16,074,000	(16,735,000)	0	16,312,000	(16,312,000)	0
State building authority revenue	12,052,271	0	0	12,052,271	0	0	12,052,271
State building authority revenue 110	0	126,500	(126,500)	0	129,000	(129,000)	0





**STATE RESTRICTED REVENUE AND EXPENDITURE PROJECTIONS**

Only contains operating funds that are included in part 1 appropriations of enacted appropriation bills

Fund Name	Fiscal Year 2020 (BY1 Estimated)			Fiscal Year 2021 (BY2 Estimated)		
	Available Fund Balance	Revenue	Expenditures	Available Fund Balance	Revenue	Expenditures
Student insurance revenue	0	77,800	(77,800)	0	77,800	(77,800)
Student safety fund	351,161	35,000	(200,000)	186,161	35,000	(200,000)
Supplemental security income recoveries	49,821	4,142,700	(4,142,700)	49,821	4,142,700	(4,142,700)
Survey and remonumentation fund	7,080,958	6,792,200	(6,709,700)	7,163,458	6,792,200	(6,700,000)
Tax tribunal fund	0	1,675,000	(1,675,000)	0	1,675,000	(1,675,000)
Teacher testing fees	19,437	80,000	(80,000)	19,437	80,000	(80,000)
Test project fees	0	0	0	0	0	0
Testing fees	0	157,000	(157,000)	0	157,000	(157,000)
Tether program participant contributions	0	2,630,500	(2,630,500)	0	2,630,500	(2,630,500)
Thomas Daley gift of life fund	333,480	50,000	(50,000)	333,480	50,000	(50,000)
Tobacco tax revenue	2,922,783	10,560,900	(10,560,900)	2,922,783	10,772,100	(10,772,100)
Traffic crash revenue	0	336,100	(336,100)	0	336,100	(336,100)
Traffic law enforcement and safety fund	887,688	25,261,700	(26,000,000)	149,388	25,261,700	(25,400,000)
Training and orientation workshop fees	0	90,000	(90,000)	0	90,000	(90,000)
Transportation administration collection fund	23,039,006	135,337,700	(138,523,800)	19,852,906	135,337,700	(137,677,900)
Treasury fees	0	3,631,100	(3,631,100)	0	3,631,100	(3,631,100)
Trooper school recruitment fund	0	0	0	0	0	0
Truck driver safety fund	3,764,737	1,366,600	(1,366,600)	3,764,737	1,366,600	(1,366,600)
Tuition Assistance Fund	1,720,687	6,509,900	(7,750,000)	480,587	6,509,900	(6,990,400)
Turkey permit fees	521,883	940,700	(1,039,500)	423,083	916,700	(1,048,200)
Underground storage tank cleanup fund	13,213,184	2,000,000	(2,000,000)	13,213,184	2,000,000	(2,000,000)





FISCAL YEAR 2020 EXECUTIVE RECOMMENDATION

DEPARTMENT	GROSS	IDG/IDT	ADJUSTED GROSS	FEDERAL	LOCAL	PRIVATE	STATE RESTRICTED	GF/GP	STATE SPENDING FROM STATE SOURCES	PAYMENTS TO LOCALS
Agriculture and Rural Development	109,830,500	318,400	109,512,100	11,836,400	0	101,800	39,653,700	57,920,200	97,573,900	8,450,000
Attorney General	106,517,800	34,908,000	71,609,800	9,713,700	0	0	20,159,800	41,736,300	61,896,100	0
Civil Rights	16,388,300	298,500	16,089,800	2,816,900	0	18,700	58,500	13,195,700	13,254,200	0
Corrections	2,049,998,200	0	2,049,998,200	5,323,700	11,687,200	0	41,112,500	1,991,874,800	2,032,987,300	123,385,700
Education	436,344,500	0	436,344,500	332,152,900	5,893,400	2,036,200	9,050,000	87,212,000	96,262,000	14,267,700
Environmental Quality	478,273,300	3,176,600	475,096,700	160,895,300	0	1,081,800	259,346,600	53,793,000	313,139,600	23,346,000
Executive Office	7,114,300	0	7,114,300	0	0	0	0	7,114,300	7,114,300	0
Health and Human Services	26,178,757,500	13,857,600	26,164,899,900	18,221,270,400	155,806,100	143,535,100	2,864,946,300	4,779,342,000	7,644,288,300	1,554,203,600
Insurance and Financial Services	68,889,800	723,100	68,166,700	1,017,600	0	0	66,999,100	150,000	67,149,100	0
Judiciary	309,341,000	1,551,700	307,789,300	6,028,400	6,579,500	994,300	93,044,900	201,142,200	294,187,100	144,425,200
Legislature	192,700,500	5,823,400	186,877,100	0	0	400,000	6,403,100	180,074,000	186,477,100	0
Licensing and Regulatory Affairs	572,612,500	49,014,200	523,598,300	95,852,500	100,000	251,800	303,125,900	124,268,100	427,394,000	101,999,600
Military and Veterans Affairs	201,102,500	101,800	201,000,700	106,177,200	0	630,000	23,908,600	70,284,900	94,193,500	2,415,000
Natural Resources	474,444,700	232,200	474,212,500	86,011,600	0	7,431,600	329,545,300	51,224,000	380,769,300	17,921,400
State	255,209,600	20,000,000	235,209,600	1,460,000	0	50,100	210,732,000	22,967,500	233,699,500	1,127,500
State Police	718,629,000	24,933,900	693,695,100	75,728,500	4,766,200	35,000	144,658,200	468,507,200	613,165,400	14,078,600
Talent and Economic Development	1,088,257,000	0	1,088,257,000	762,145,800	500,000	5,628,300	175,074,600	144,908,300	319,982,900	37,598,800
Technology, Management and Budget	1,580,268,900	950,488,800	629,780,100	4,968,400	2,321,200	131,100	117,916,800	504,442,600	622,359,400	0
Transportation	5,778,292,000	3,974,300	5,774,317,700	1,341,650,100	51,032,000	900,000	4,380,735,600	0	4,380,735,600	2,302,463,700
Treasury	2,077,159,800	12,905,600	2,064,254,200	27,242,500	13,215,800	27,500	1,804,941,600	218,826,800	2,023,768,400	1,573,637,100
<b>Total - General Omnibus</b>	<b>\$42,700,131,700</b>	<b>\$1,122,308,100</b>	<b>\$41,577,823,600</b>	<b>\$21,252,291,900</b>	<b>\$251,901,400</b>	<b>\$163,233,300</b>	<b>\$10,891,413,100</b>	<b>\$9,018,983,900</b>	<b>\$19,910,397,000</b>	<b>\$5,919,319,900</b>
Community Colleges	421,164,000	0	421,164,000	0	0	0	408,215,500	12,948,500	421,164,000	421,164,000
Universities and Financial Aid	1,711,321,800	0	1,711,321,800	123,826,400	0	0	13,576,660,400	1,587,795,400	1,587,795,400	0
School Aid	15,371,238,900	0	15,371,238,900	1,749,578,500	0	0	13,576,660,400	45,000,000	13,621,660,400	13,406,340,600
<b>Total - Education Omnibus</b>	<b>\$17,503,724,700</b>	<b>\$0</b>	<b>\$17,503,724,700</b>	<b>\$1,873,104,900</b>	<b>\$0</b>	<b>\$0</b>	<b>\$13,984,875,900</b>	<b>\$1,645,743,900</b>	<b>\$15,630,619,800</b>	<b>\$13,827,504,600</b>
<b>TOTAL SPENDING</b>	<b>\$60,203,856,400</b>	<b>\$1,122,308,100</b>	<b>\$59,081,548,300</b>	<b>\$23,125,396,800</b>	<b>\$251,901,400</b>	<b>\$163,233,300</b>	<b>\$24,876,289,000</b>	<b>\$10,664,727,800</b>	<b>\$35,541,016,800</b>	<b>\$19,746,824,500</b>
Budget Stabilization Fund Reserve	150,000,000	0	150,000,000	0	0	0	0	150,000,000	150,000,000	0
<b>GRAND TOTAL</b>	<b>\$60,353,856,400</b>	<b>\$1,122,308,100</b>	<b>\$59,231,548,300</b>	<b>\$23,125,396,800</b>	<b>\$251,901,400</b>	<b>\$163,233,300</b>	<b>\$24,876,289,000</b>	<b>\$10,814,727,800</b>	<b>\$35,691,016,800</b>	<b>\$19,746,824,500</b>

Percentage of State Spending from State Sources as Payments to Local Units of Government 55.33%

Summary of Executive Recommendation

FISCAL YEAR 2021 EXECUTIVE RECOMMENDATION

DEPARTMENT	GROSS	IDG/IDT	ADJUSTED GROSS	FEDERAL	LOCAL	PRIVATE	STATE RESTRICTED	GF/GP	STATE SPENDING FROM STATE SOURCES	PAYMENTS TO LOCALS
Agriculture and Rural Development	107,186,500	316,200	106,870,300	11,800,300	0	101,800	39,491,200	55,477,000	94,968,200	8,450,000
Attorney General	105,616,200	34,596,500	71,019,700	9,651,000	0	0	20,007,600	41,361,100	61,368,700	0
Civil Rights	16,248,700	298,500	15,950,200	2,804,700	0	18,700	58,500	13,068,300	13,126,800	0
Corrections	2,018,009,500	0	2,018,009,500	5,317,200	9,040,400	0	41,022,000	1,962,629,900	2,003,651,900	123,385,700
Education	446,743,900	0	446,743,900	342,869,100	5,860,600	2,035,900	9,003,100	86,975,200	95,978,300	14,267,700
Environmental Quality	472,626,400	3,153,500	469,472,900	160,506,200	0	1,060,500	258,475,400	49,430,800	307,906,200	19,646,000
Executive Office	7,114,300	0	7,114,300	0	0	0	0	7,114,300	7,114,300	0
Health and Human Services	25,928,874,100	13,843,100	25,915,031,000	17,999,181,000	155,744,600	143,445,400	2,864,726,200	4,751,933,800	7,616,660,000	1,553,503,600
Insurance and Financial Services	68,408,300	719,100	67,689,200	1,017,300	0	0	66,521,900	150,000	66,671,900	0
Judiciary	307,053,900	1,551,300	305,502,600	6,000,500	6,524,500	986,100	93,011,300	198,980,200	291,991,500	144,425,200
Legislature	192,700,500	5,823,400	186,877,100	1,460,000	0	400,000	6,403,100	180,074,000	186,477,100	0
Licensing and Regulatory Affairs	569,166,100	48,628,800	520,537,300	94,834,700	100,000	251,800	301,408,400	123,942,400	425,350,800	101,999,600
Military and Veterans Affairs	200,221,900	101,800	200,120,100	105,686,300	0	630,000	23,794,400	70,009,400	93,803,800	2,415,000
Natural Resources	489,773,100	232,200	489,540,900	85,713,900	0	7,431,600	348,790,000	47,605,400	396,395,400	27,548,800
State	253,629,600	19,807,200	233,822,400	1,460,000	0	50,100	209,471,800	22,840,500	232,312,300	1,127,500
State Police	713,222,500	24,814,700	688,407,800	75,512,200	4,753,400	35,000	144,107,900	463,999,300	608,107,200	14,078,600
Talent and Economic Development	1,086,655,900	0	1,086,655,900	761,139,500	500,000	5,624,700	174,645,800	144,745,900	319,391,700	37,598,800
Technology, Management and Budget	1,579,204,600	947,629,500	631,575,100	4,933,700	2,311,100	129,700	117,150,300	507,050,300	624,200,600	0
Transportation	7,033,385,100	3,943,100	7,029,442,000	1,341,650,100	51,032,000	900,000	5,635,859,900	0	5,635,859,900	2,779,786,500
Treasury	2,109,101,100	12,828,700	2,096,272,400	27,175,800	13,168,800	27,500	1,847,538,300	208,362,000	2,055,900,300	1,617,800,200
<b>Total - General Omnibus</b>	<b>\$43,704,942,200</b>	<b>\$1,118,287,600</b>	<b>\$42,586,654,600</b>	<b>\$21,037,253,500</b>	<b>\$249,035,400</b>	<b>\$163,128,800</b>	<b>\$12,201,487,100</b>	<b>\$8,935,749,800</b>	<b>\$21,137,236,900</b>	<b>\$6,446,033,200</b>
Community Colleges	432,625,000	0	432,625,000	0	0	0	419,676,500	12,948,500	432,625,000	432,625,000
Universities and Financial Aid	1,712,334,800	0	1,712,334,800	123,526,400	0	0	0	1,588,808,400	1,588,808,400	0
School Aid	15,495,456,900	0	15,495,456,900	1,749,578,500	0	0	13,700,878,400	45,000,000	13,745,878,400	13,520,644,800
<b>Total - Education Omnibus</b>	<b>\$17,640,416,700</b>	<b>\$0</b>	<b>\$17,640,416,700</b>	<b>\$1,873,104,900</b>	<b>\$0</b>	<b>\$0</b>	<b>\$14,120,554,900</b>	<b>\$1,646,756,900</b>	<b>\$15,767,311,800</b>	<b>\$13,953,269,800</b>
<b>TOTAL SPENDING</b>	<b>\$61,345,358,900</b>	<b>\$1,118,287,600</b>	<b>\$60,227,071,300</b>	<b>\$22,910,358,400</b>	<b>\$249,035,400</b>	<b>\$163,128,800</b>	<b>\$26,322,042,000</b>	<b>\$10,582,506,700</b>	<b>\$36,904,548,700</b>	<b>\$20,399,303,000</b>
Budget Stabilization Fund Reserve	0	0	0	0	0	0	0	0	0	0
<b>GRAND TOTAL</b>	<b>\$61,345,358,900</b>	<b>\$1,118,287,600</b>	<b>\$60,227,071,300</b>	<b>\$22,910,358,400</b>	<b>\$249,035,400</b>	<b>\$163,128,800</b>	<b>\$26,322,042,000</b>	<b>\$10,582,506,700</b>	<b>\$36,904,548,700</b>	<b>\$20,399,303,000</b>

Percentage of State Spending from State Sources as Payments to Local Units of Government 55.28%

GENERAL FUND/GENERAL PURPOSE  
(\$ in Thousands)

Department	FY 2019 Ongoing Current Law	FY 2019 One-Time Current Law	FY 2019 Total Current Law	FY 2020 Ongoing Recommend	FY 2020 One-Time Recommend	FY 2020 Total Recommend	\$ Change FY 2020 Total	% Change FY 2020 Total
Agriculture and Rural Development	55,980.2	4,855.0	60,835.2	55,920.2	2,000.0	57,920.2	(2,915.0)	(4.8%)
Attorney General	41,106.8	100.0	41,206.8	41,736.3	0.0	41,736.3	529.5	1.3%
Capital Outlay	0.0	15,000.9	15,000.9	0.0	0.0	0.0	(15,000.9)	(100.0%)
Civil Rights	13,022.1	0.0	13,022.1	13,195.7	0.0	13,195.7	173.6	1.3%
Corrections	1,950,213.6	13,627.7	1,963,841.3	1,976,490.9	15,383.9	1,991,874.8	28,033.5	1.4%
Education	86,503.6	5,000.0	91,503.6	87,212.0	0.0	87,212.0	(4,291.6)	(4.7%)
Environmental Quality	52,426.5	6,120.0	58,546.5	49,793.0	4,000.0	53,793.0	(4,753.5)	(8.1%)
Executive Office	6,980.1	0.0	6,980.1	7,114.3	0.0	7,114.3	134.2	1.9%
Health and Human Services	4,379,387.6	60,401.8	4,439,789.4	4,707,713.5	71,628.5	4,779,342.0	339,552.6	7.6%
Insurance and Financial Services	150.0	400.0	550.0	150.0	0.0	150.0	(400.0)	(72.7%)
Judiciary	194,248.8	1,830.7	196,079.5	199,567.2	1,575.0	201,142.2	5,062.7	2.6%
Legislature	180,074.0	18,750.0	198,824.0	180,074.0	0.0	180,074.0	(18,750.0)	(9.4%)
Licensing and Regulatory Affairs	129,470.3	6,200.0	135,670.3	124,268.1	0.0	124,268.1	(11,402.2)	(8.4%)
Military and Veterans Affairs	67,937.4	7,975.0	75,912.4	70,284.9	0.0	70,284.9	(5,627.5)	(7.4%)
Natural Resources	47,856.8	29,385.0	77,241.8	47,874.0	3,350.0	51,224.0	(26,017.8)	(33.7%)
State	18,466.3	0.0	18,466.3	22,967.5	0.0	22,967.5	4,501.2	24.4%
State Police	449,571.4	43,602.4	493,173.8	461,469.6	7,037.6	468,507.2	(24,666.6)	(5.0%)
Talent and Economic Development	125,245.8	161,300.5	286,546.3	144,908.3	0.0	144,908.3	(141,638.0)	(49.4%)
Technology, Management and Budget	485,279.4	66,765.1	552,044.5	493,563.7	10,878.9	504,442.6	(47,601.9)	(8.6%)
Transportation	0.0	356,790.9	356,790.9	0.0	0.0	0.0	(356,790.9)	(100.0%)
Treasury	207,911.3	3,050.0	210,961.3	208,826.8	10,000.0	218,826.8	7,865.5	3.7%
<b>Total - General Omnibus</b>	<b>\$8,491,832.0</b>	<b>\$801,155.0</b>	<b>\$9,292,987.0</b>	<b>\$8,893,130.0</b>	<b>\$125,853.9</b>	<b>\$9,018,983.9</b>	<b>(\$274,003.1)</b>	<b>(2.9%)</b>
Community Colleges	0.0	0.0	0.0	12,948.5	0.0	12,948.5	12,948.5	--
Universities and Financial Aid	1,046,017.9	0.0	1,046,017.9	1,587,795.4	0.0	1,587,795.4	541,777.5	51.8%
School Aid	45,000.0	42,920.0	87,920.0	45,000.0	0.0	45,000.0	(42,920.0)	(48.8%)
<b>Total - Education Omnibus</b>	<b>\$1,091,017.9</b>	<b>\$42,920.0</b>	<b>\$1,133,937.9</b>	<b>\$1,645,743.9</b>	<b>\$0.0</b>	<b>\$1,645,743.9</b>	<b>\$511,806.0</b>	<b>45.1%</b>
<b>TOTAL SPENDING</b>	<b>\$9,582,849.9</b>	<b>\$844,075.0</b>	<b>\$10,426,924.9</b>	<b>\$10,538,873.9</b>	<b>\$125,853.9</b>	<b>\$10,664,727.8</b>	<b>\$237,802.9</b>	<b>2.3%</b>
Budget Stabilization Fund Reserve	0.0	100,000.0	100,000.0	0.0	150,000.0	150,000.0	N/A	N/A
<b>GRAND TOTAL</b>	<b>\$9,582,849.9</b>	<b>\$944,075.0</b>	<b>\$10,526,924.9</b>	<b>\$10,538,873.9</b>	<b>\$275,853.9</b>	<b>\$10,814,727.8</b>		

Budget Schedule by Department

ALL FUNDS  
(\$ in Thousands)

Department	FY 2019 Ongoing Current Law	FY 2019 One-Time Current Law	FY 2019 Total Current Law	FY 2020 Ongoing Recommend	FY 2020 One-Time Recommend	FY 2020 Total Recommend	\$ Change FY 2020 Total	% Change FY 2020 Total
Agriculture and Rural Development	105,343.1	4,855.0	110,198.1	107,830.5	2,000.0	109,830.5	(367.6)	(0.3%)
Attorney General	102,848.9	1,178.8	104,027.7	106,517.8	0.0	106,517.8	2,490.1	2.4%
Capital Outlay	0.0	15,000.9	15,000.9	0.0	0.0	0.0	(15,000.9)	(100.0%)
Civil Rights	16,201.1	0.0	16,201.1	16,388.3	0.0	16,388.3	187.2	1.2%
Corrections	2,005,428.5	13,627.7	2,019,056.2	2,034,614.3	15,383.9	2,049,998.2	30,942.0	1.5%
Education	401,134.8	5,000.1	406,134.9	436,344.5	0.0	436,344.5	30,209.6	7.4%
Environmental Quality	495,182.5	6,120.1	501,302.6	474,273.2	4,000.1	478,273.3	(23,029.3)	(4.6%)
Executive Office	6,980.1	0.0	6,980.1	7,114.3	0.0	7,114.3	134.2	1.9%
Health and Human Services	25,353,414.2	173,976.7	25,527,390.9	25,941,398.8	237,358.7	26,178,757.5	651,366.6	2.6%
Insurance and Financial Services	67,571.9	400.0	67,971.9	68,889.8	0.0	68,889.8	917.9	1.4%
Judiciary	302,248.4	1,830.7	304,079.1	307,766.0	1,575.0	309,341.0	5,261.9	1.7%
Legislature	192,700.5	18,750.0	211,450.5	192,700.5	0.0	192,700.5	(18,750.0)	(8.9%)
Licensing and Regulatory Affairs	520,512.2	6,200.0	526,712.2	572,092.5	520.0	572,612.5	45,900.3	8.7%
Military and Veterans Affairs	191,664.3	7,975.0	199,639.3	201,102.5	0.0	201,102.5	1,463.2	0.7%
Natural Resources	440,625.9	43,805.0	484,430.9	471,094.7	3,350.0	474,444.7	(9,986.2)	(2.1%)
State	246,962.8	100.0	247,062.8	255,209.6	0.0	255,209.6	8,146.8	3.3%
State Police	706,983.1	43,602.4	750,585.5	711,591.4	7,037.6	718,629.0	(31,956.5)	(4.3%)
Talent and Economic Development	1,099,445.5	161,300.6	1,260,746.1	1,088,257.0	0.0	1,088,257.0	(172,489.1)	(13.7%)
Technology, Management and Budget	1,360,298.4	73,145.2	1,433,443.6	1,569,389.9	10,879.0	1,580,268.9	146,825.3	10.2%
Transportation	4,543,139.9	470,740.9	5,013,880.8	5,778,292.0	0.0	5,778,292.0	764,411.2	15.2%
Treasury	1,969,747.7	16,166.1	1,985,913.8	2,067,159.7	10,000.1	2,077,159.8	91,246.0	4.6%
<b>Total - General Omnibus</b>	<b>\$40,128,433.8</b>	<b>\$1,063,775.2</b>	<b>\$41,192,209.0</b>	<b>\$42,408,027.3</b>	<b>\$292,104.4</b>	<b>\$42,700,131.7</b>	<b>\$1,507,922.7</b>	<b>3.7%</b>
Community Colleges	408,215.5	0.0	408,215.5	421,164.0	0.0	421,164.0	12,948.5	3.2%
Universities and Financial Aid	1,669,732.6	0.0	1,669,732.6	1,711,321.8	0.0	1,711,321.8	41,589.2	2.5%
School Aid	14,777,388.7	67,200.1	14,844,588.8	15,371,238.8	0.1	15,371,238.9	526,650.1	3.5%
<b>Total - Education Omnibus</b>	<b>\$16,855,336.8</b>	<b>\$67,200.1</b>	<b>\$16,922,536.9</b>	<b>\$17,503,724.6</b>	<b>\$0.1</b>	<b>\$17,503,724.7</b>	<b>\$581,187.8</b>	<b>3.4%</b>
<b>TOTAL SPENDING</b>	<b>\$56,983,770.6</b>	<b>\$1,130,975.3</b>	<b>\$58,114,745.9</b>	<b>\$59,911,751.9</b>	<b>\$292,104.5</b>	<b>\$60,203,856.4</b>	<b>\$2,089,110.5</b>	<b>3.6%</b>
Budget Stabilization Fund Reserve	0.0	100,000.0	100,000.0	0.0	150,000.0	150,000.0	N/A	N/A
<b>GRAND TOTAL</b>	<b>\$56,983,770.6</b>	<b>\$1,230,975.3</b>	<b>\$58,214,745.9</b>	<b>\$59,911,751.9</b>	<b>\$442,104.5</b>	<b>\$60,353,856.4</b>		



HISTORICAL APPROPRIATIONS  
GENERAL FUND/GENERAL PURPOSE

DEPARTMENT/AGENCY	FY 2012	FY 2013	FY 2014	FY 2015	FY 2016	FY 2017	FY 2018	FY 2019 Current Law <sup>3</sup>	FY 2020 Executive Recommendation	FY 2021 Executive Recommendation
Agriculture and Rural Development	29,186,600	37,098,900	40,580,300	45,316,200	43,073,600	49,926,900	66,501,800	60,835,200	57,920,200	55,477,000
Attorney General	30,607,400	33,825,800	34,481,300	38,267,100	37,013,400	42,840,500	42,248,600	41,206,800	41,736,300	41,361,100
Capital Outlay <sup>1</sup>	1,800	700	500		502,000	2,600	1,600	15,000,900		
Civil Rights	10,855,300	11,953,600	12,337,500	13,448,200	12,949,700	13,021,300	13,006,600	13,022,100	13,195,700	13,068,300
Community Health	2,759,512,600	2,787,167,600	2,992,783,000	3,101,678,700						
Corrections	1,921,594,300	1,941,235,600	1,972,725,400	1,960,098,400	1,917,348,400	1,962,707,900	1,948,383,600	1,963,841,300	1,991,874,800	1,962,629,900
Education	64,740,100	68,443,200	70,893,900	70,976,400	78,883,700	78,281,200	81,677,400	91,503,600	87,212,000	86,975,200
Environmental Quality	28,203,700	29,812,400	29,154,500	37,475,900	87,104,200	49,273,400	81,151,500	58,546,500	53,793,000	49,430,800
Executive Office	4,599,200	4,887,900	5,540,000	5,916,100	5,531,100	5,636,300	6,848,500	6,980,100	7,114,300	7,114,300
Health and Human Services					4,241,979,700	4,342,888,900	4,349,090,200	4,438,789,400	4,779,342,000	4,751,933,800
Human Services	951,540,900	1,029,205,100	982,197,200	982,630,900						
Insurance and Financial Services			11,000,000	55,000	1,925,100	150,000	150,000	550,000	150,000	150,000
Judiciary	156,532,600	171,571,500	184,191,300	186,527,400	184,109,200	189,657,400	192,574,400	196,079,500	201,142,200	198,980,200
Legislature	123,449,500	122,667,600	136,220,800	142,408,000	154,532,400	160,351,700	167,204,700	198,824,000	180,074,000	180,074,000
Licensing and Regulatory Affairs	43,509,700	39,745,200	25,004,900	39,821,300	42,611,500	48,721,100	44,416,600	135,670,300	124,268,100	123,942,400
Michigan Strategic Fund	135,085,400	174,722,400	220,554,000	222,642,500						
Military and Veterans Affairs	38,394,900	46,367,400	56,903,300	52,454,500	60,612,300	59,043,600	66,334,200	75,912,400	70,284,900	70,009,400
Natural Resources <sup>4</sup>	23,667,600	31,337,900	26,786,600	47,591,500	42,847,800	47,260,000	64,521,100	77,241,800	51,224,000	47,605,400
State	12,607,600	14,888,100	15,570,400	17,739,000	25,961,500	22,109,600	24,274,400	18,466,300	22,967,500	22,840,500
State Police	280,265,600	319,513,800	356,784,300	398,564,900	393,584,400	409,312,800	473,836,700	493,173,800	468,507,200	463,989,300
Talent and Economic Development					198,457,000	189,844,900	228,255,500	286,546,300	144,908,300	144,745,900
Technology, Management and Budget <sup>2</sup>	354,183,900	406,916,200	385,789,500	521,998,500	482,468,200	571,083,600	601,053,400	552,044,500	504,442,600	507,050,300
Transportation	500,000	23,000,000	336,600,000	284,647,900	402,000,000	9,750,000	205,000,000	356,790,900	0	0
Treasury	78,079,900	101,794,500	92,203,300	121,668,300	169,310,300	110,160,200	108,346,100	103,881,300	114,491,800	104,027,000
Debt Service	125,413,500	135,040,400	151,188,000	152,395,000	156,449,000	137,037,000	107,680,000	107,080,000	104,335,000	104,335,000
<b>Total - General Omnibus</b>	<b>\$7,172,532,100</b>	<b>\$7,531,195,800</b>	<b>\$8,149,490,000</b>	<b>\$8,444,321,700</b>	<b>\$8,739,254,500</b>	<b>\$8,499,060,900</b>	<b>\$8,872,456,900</b>	<b>\$9,292,987,000</b>	<b>\$9,018,983,900</b>	<b>\$8,935,749,800</b>
Community Colleges	24,251,100	109,016,400	138,363,500	0	131,110,800	135,510,800	1,025,000	0	12,948,500	12,948,500
Universities and Financial Aid	1,065,632,500	1,101,628,300	1,132,981,400	1,212,902,000	1,232,418,500	1,243,904,500	1,279,254,500	1,046,017,900	1,587,795,400	1,588,808,400
School Aid	78,642,400	282,400,000	149,900,000	33,700,000	55,100,000	179,040,000	78,500,000	87,920,000	45,000,000	45,000,000
<b>Total - Education Omnibus</b>	<b>\$1,169,526,000</b>	<b>\$1,493,044,700</b>	<b>\$1,421,244,900</b>	<b>\$1,246,602,000</b>	<b>\$1,418,629,300</b>	<b>\$1,558,455,300</b>	<b>\$1,358,779,500</b>	<b>\$1,133,937,900</b>	<b>\$1,645,743,900</b>	<b>\$1,646,756,900</b>
<b>TOTAL APPROPRIATIONS</b>	<b>\$8,341,058,100</b>	<b>\$9,024,240,500</b>	<b>\$9,570,734,900</b>	<b>\$9,690,923,700</b>	<b>\$10,157,883,800</b>	<b>\$10,057,516,200</b>	<b>\$10,231,236,400</b>	<b>\$10,426,924,900</b>	<b>\$10,664,727,800</b>	<b>\$10,582,506,700</b>
Budget Stabilization Fund Reserve	362,700,000	140,000,000	75,000,000	84,000,000	95,000,000	75,000,000	265,000,000	100,000,000	150,000,000	0
Michigan Infrastructure Reserve Fund <sup>4</sup>					5,000,000					
Roads and Risk Reserve Fund			230,000,000							
<b>GRAND TOTAL</b>	<b>\$8,703,758,100</b>	<b>\$9,164,240,500</b>	<b>\$9,875,734,900</b>	<b>\$9,774,923,700</b>	<b>\$10,257,883,800</b>	<b>\$10,132,516,200</b>	<b>\$10,496,236,400</b>	<b>\$10,526,924,900</b>	<b>\$10,814,727,800</b>	<b>\$10,582,506,700</b>

Amounts include ongoing and one-time spending.

<sup>1</sup> Capital outlay appropriations for department projects are included in department totals.

<sup>2</sup> FY 2018 appropriations for the Department of Technology, Management and Budget includes \$35M GF/GP for the Michigan Infrastructure Reserve Fund.

<sup>3</sup> FY 2019 represents current law, including enacted supplemental appropriations in Public Acts 586 and 618 of 2018

<sup>4</sup> FY 2019 appropriations for the Department of Natural Resources includes \$8M GF/GP for the Michigan Infrastructure Reserve Fund.

**HISTORICAL APPROPRIATIONS  
ALL FUNDS**

DEPARTMENT/AGENCY	FY 2012	FY 2013	FY 2014	FY 2015	FY 2016	FY 2017	FY 2018	FY 2019 Current Law <sup>3</sup>	FY 2020 Executive Recommendation	FY 2021 Executive Recommendation
Agriculture and Rural Development	73,990,900	77,453,000	80,183,300	83,862,200	86,594,000	95,906,900	114,948,600	110,198,100	109,830,500	107,186,500
Attorney General	86,130,500	88,293,000	89,139,900	93,822,300	93,407,600	105,212,100	103,925,500	104,027,700	106,517,800	105,616,200
Capital Outlay <sup>1</sup>	37,767,200	23,349,400	27,678,300	2,600	502,000	2,600	49,868,500	15,000,900	16,249,600	16,248,700
Civil Rights	14,051,000	14,765,500	15,198,300	16,644,200	16,128,700	16,248,500	16,249,600	16,201,100	16,388,300	16,248,700
Community Health	14,460,038,400	14,932,468,500	16,401,842,600	19,084,374,300	19,084,374,300	2,013,479,000	2,003,669,200	2,019,066,200	2,049,998,200	2,018,009,500
Corrections	1,985,654,600	2,020,847,600	2,047,106,400	2,022,721,700	1,975,626,000	346,501,400	366,785,100	406,134,900	436,344,500	446,743,900
Education	336,656,000	313,312,200	303,652,000	287,795,200	330,661,200	620,186,400	569,375,200	501,302,600	478,273,300	472,626,400
Environmental Quality	438,854,600	432,029,900	517,218,800	519,191,800	540,662,800	5,636,300	6,848,500	6,980,100	7,114,300	7,114,300
Executive Office	4,599,200	4,887,900	5,540,000	5,916,100	5,531,100	24,901,814,500	24,939,701,700	25,527,390,900	26,178,757,500	25,928,874,100
Health and Human Services	6,657,816,000	6,150,917,400	5,995,074,000	5,702,811,500	67,282,700	66,257,200	66,741,400	67,971,900	68,889,800	68,408,300
Human Services	259,779,500	274,428,400	284,814,100	287,767,600	290,151,400	298,768,600	300,043,000	304,079,100	309,341,000	307,053,900
Insurance and Financial Services	130,551,600	129,860,200	144,773,700	154,139,300	166,504,800	172,555,500	179,561,000	211,450,500	192,700,500	192,700,500
Judiciary	862,273,600	649,701,800	502,918,700	542,388,200	415,362,300	432,514,700	435,272,000	526,712,200	572,612,500	569,166,100
Licensing and Regulatory Affairs	1,060,126,000	985,455,200	1,015,165,000	1,002,779,900	1,153,023,500	1,156,450,300	1,202,577,900	1,260,746,100	1,088,257,000	1,086,655,900
Michigan Strategic Fund	165,956,100	180,207,600	177,130,000	173,439,400	178,320,300	180,169,000	183,271,100	189,639,300	201,102,500	200,221,900
Military and Veterans Affairs	349,482,000	359,691,100	347,098,900	417,214,900	441,208,400	464,723,000	418,444,500	484,430,900	474,444,700	489,773,100
Natural Resources <sup>4</sup>	219,753,200	220,689,300	219,865,900	225,184,900	234,056,700	248,315,600	270,450,900	247,062,800	255,209,600	253,629,600
State	543,887,600	585,111,700	613,479,000	667,466,900	638,116,200	657,534,200	729,157,800	750,585,500	718,629,000	713,222,500
State Police	1,075,391,300	1,143,973,600	1,167,398,200	1,329,510,400	1,271,293,700	1,389,256,700	1,434,261,400	1,433,443,600	1,580,268,900	1,579,204,600
Talent and Economic Development	3,346,437,200	3,481,584,100	3,826,145,600	3,725,062,600	3,898,201,400	4,120,063,600	4,554,443,000	5,013,860,800	5,778,292,000	7,033,385,100
Technology, Management and Budget <sup>2</sup>	1,521,314,600	1,599,328,800	1,646,690,300	1,780,648,800	1,882,983,200	1,768,233,200	1,794,043,400	1,878,833,800	1,972,824,800	2,004,766,100
Transportation	140,928,000	140,564,900	154,202,500	152,395,000	156,449,000	137,037,000	107,580,000	107,080,000	104,335,000	104,335,000
Treasury	283,880,500	306,630,500	335,977,600	364,724,900	387,825,600	395,925,600	399,326,500	408,215,500	421,164,000	432,625,000
Debt Service	1,364,178,400	1,399,220,400	1,430,573,500	1,516,496,300	1,539,224,400	1,587,640,400	1,629,224,400	1,669,732,600	1,711,321,800	1,712,334,800
Total - General Omnibus	\$33,771,439,100	\$33,808,891,100	\$35,657,651,000	\$38,310,326,900	\$38,644,645,500	\$39,196,866,300	\$39,847,217,800	\$41,192,209,000	\$42,700,131,700	\$43,704,942,200
Community Colleges	283,880,500	306,630,500	335,977,600	364,724,900	387,825,600	395,925,600	399,326,500	408,215,500	421,164,000	432,625,000
Universities and Financial Aid	1,364,178,400	1,399,220,400	1,430,573,500	1,516,496,300	1,539,224,400	1,587,640,400	1,629,224,400	1,669,732,600	1,711,321,800	1,712,334,800
School Aid	12,746,884,600	12,912,065,600	13,322,291,100	13,673,960,100	13,736,308,500	14,051,417,100	14,582,670,800	14,844,588,800	15,371,238,900	15,495,456,900
Marshall Plan for Talent							100,000,000			
Total - Education Omnibus	\$14,394,943,500	\$14,617,906,500	\$15,088,842,200	\$15,555,181,300	\$15,663,358,500	\$16,034,983,100	\$16,711,221,700	\$16,922,536,900	\$17,503,724,700	\$17,640,416,700
TOTAL APPROPRIATIONS	\$48,166,382,600	\$48,426,797,600	\$50,746,493,200	\$53,865,508,200	\$54,308,004,000	\$55,231,849,400	\$56,558,439,500	\$58,114,745,900	\$60,203,856,400	\$61,345,358,900
Budget Stabilization Fund Reserve	362,700,000	140,000,000	75,000,000	94,000,000	95,000,000	75,000,000	265,000,000	100,000,000	150,000,000	0
Michigan Infrastructure Reserve Fund <sup>2,4</sup>					5,000,000					
Roads and Risk Reserve Fund			230,000,000							
GRAND TOTAL	\$48,529,082,600	\$48,566,797,600	\$51,051,493,200	\$53,959,508,200	\$54,408,004,000	\$55,306,849,400	\$56,823,439,500	\$58,214,745,900	\$60,353,856,400	\$61,345,358,900

Amounts include ongoing and one-time spending.

<sup>1</sup> Capital outlay appropriations for department projects are included in department totals.

<sup>2</sup> FY 2018 appropriations for the Department of Technology, Management and Budget includes \$35M GF/GP for the Michigan Infrastructure Reserve Fund.

<sup>3</sup> FY 2019 represents current law, including enacted supplemental appropriations in Public Acts 586 and 618 of 2018

<sup>4</sup> FY 2019 appropriations for the Department of Natural Resources includes \$8M GF/GP for the Michigan Infrastructure Reserve Fund.



STATE OF MICHIGAN  
OFFICE OF THE GOVERNOR  
LANSING

GRETCHEN WHITMER  
GOVERNOR

GARLIN GILCHRIST II  
LT. GOVERNOR

March 5, 2019

Ladies and Gentlemen of the Legislature and Citizens of the State of Michigan:

Article XI, Section 5, of the Michigan Constitution of 1963 provides that increases in rates of compensation for employees in the state-classified service authorized by the Civil Service Commission require prior notice to the Governor. The Constitution also requires that I, as Governor, transmit such increases to the Legislature as part of my budget recommendation. With this letter, I am officially transmitting the compensation adjustments for your review.

The attached cost summary, prepared by the Office of the State Employer, details additional costs for compensation. Represented and non-exclusively represented employees are scheduled to receive a 2 percent base wage increase in fiscal year 2020 on October 1, 2019. The Office of State Employer has estimated that the total additional cost from all funding sources of these pay recommendations is \$98.4 million for fiscal year 2020. I have incorporated the costs into my Executive Budget Recommendation.

The Constitution provides that the Michigan Legislature may, by a two-thirds vote of the members elected to and serving in each house, reject or reduce a Civil Service Commission compensation adjustment within 60 calendar days of transmission by the Governor. I urge the Legislature to accept the compensation adjustment as recommended by the Civil Service Commission.

Sincerely,

Gretchen Whitmer  
Governor

Attachment



**Summary**  
**Michigan State Classified Service**  
**Fiscal Year 2020**  
**(10/1/2019 - 9/30/2020)**

	A-02 MSEA Saf. & Reg. <sup>1</sup>	A-31 MSEA Labor & Trades <sup>1</sup>	C-12 MCO Security <sup>1</sup>	E-42 SEIU 517M Human Srv. Support <sup>1</sup>	H-21 SEIU 517M Scientific & Engineering <sup>1</sup>	L-32 SEIU 517M Technical <sup>1</sup>	T-01 MSPTA State Police Enlisted <sup>1a</sup>	U-11 AFSCME Institutional <sup>1</sup>	W-22 UAW Human Srv. <sup>1</sup>	W-41 UAW Admin. Supt. <sup>1</sup>	MSC's & NERE's <sup>1</sup>	TOTAL ALL UNITS
<sup>2</sup> Number of FTEs	1,212	1,809	5,936	470	2,219	845	1,780	1,614	10,627	5,458	14,978	46,948
<sup>2</sup> Avg. Hourly Salary - 01/26/19	\$ 27.84	\$ 24.88	\$ 25.36	\$ 26.48	\$ 35.03	\$ 26.76	\$ 32.67	\$ 21.57	\$ 28.63	\$ 22.85	\$ 37.73	\$ 30.44
Base Pay Increase 10/01/19	\$ 1,409,069	\$ 1,879,531	\$ 6,286,423	\$ 519,728	\$ 3,246,070	\$ 944,285	\$ 1,214,226	\$ 1,453,832	\$ 12,705,522	\$ 5,208,111	\$ 23,599,409	\$ 58,466,206
Additional Roll-up Cost Resulting from Base Pay Increase												
<sup>3</sup> FICA/Ret./OERC Blended Rates	56.58%	56.64%	56.80%	56.16%	56.57%	56.30%	93.43%	57.26%	56.74%	56.65%	56.50%	
FICA/Ret./OERC on Base Wage Increase	\$ 797,251	\$ 1,064,566	\$ 3,570,688	\$ 291,879	\$ 1,836,302	\$ 531,632	\$ 1,134,451	\$ 832,464	\$ 7,209,113	\$ 2,950,395	\$ 13,333,666	
<sup>4</sup> Life Insurance Increase	\$ 20,516	\$ 27,366	\$ 91,530	\$ 7,567	\$ 47,263	\$ 13,749	\$ 17,679	\$ 21,168	\$ 184,992	\$ 75,830	\$ 343,607	
<sup>5</sup> Long Term Disability Increase	\$ 11,132	\$ 14,848	\$ 49,663	\$ 4,106	\$ 25,644	\$ 7,460	\$ 9,592	\$ 11,485	\$ 100,374	\$ 41,144	\$ 186,435	
<sup>6</sup> Overtime Increase	\$ 60,118	\$ 139,386	\$ 1,434,491	\$ 2,582	\$ 60,858	\$ 105,012	\$ 171,296	\$ 317,251	\$ 239,225	\$ 92,926	\$ 314,408	
<sup>7</sup> Shift Differential Increase	\$ 7,159	\$ 4,427	\$ 136,893	\$ -	\$ 27	\$ 812	\$ 14,911	\$ 21,703	\$ 12,034	\$ 4,367	\$ 36,592	
FICA/Ret./OERC on OT and Shift Diff. Inc.	\$ 38,065	\$ 81,456	\$ 892,546	\$ 1,450	\$ 34,443	\$ 59,579	\$ 173,973	\$ 194,085	\$ 142,564	\$ 55,116	\$ 198,315	
<b>FY2020 ATB Cost Increase</b>	<b>\$ 2,343,310</b>	<b>\$ 3,211,580</b>	<b>\$ 12,462,234</b>	<b>\$ 827,312</b>	<b>\$ 5,250,607</b>	<b>\$ 1,662,529</b>	<b>\$ 2,736,128</b>	<b>\$ 2,851,988</b>	<b>\$ 20,593,824</b>	<b>\$ 8,427,889</b>	<b>\$ 38,012,432</b>	<b>\$ 98,379,833</b>
Lump Sum Adjustments for FY 2020												
<sup>8</sup> Lump Sum payment 10/19/2019	\$ 1,437,251	\$ 1,917,121	\$ 6,412,152	\$ 530,123	\$ 3,310,992	\$ 963,171	\$ 1,226,369	\$ 1,482,908	\$ 12,959,633	\$ 5,312,273	\$ 24,071,397	\$ 59,623,389
FICA/Ret./OERC on Lump Sums	\$ 813,196	\$ 1,085,858	\$ 3,642,102	\$ 297,717	\$ 1,873,028	\$ 542,265	\$ 1,145,796	\$ 849,113	\$ 7,353,296	\$ 3,009,403	\$ 13,600,339	\$ 34,212,114
<b>FY2020 Compensation Increases</b>	<b>\$ 4,593,757</b>	<b>\$ 6,214,559</b>	<b>\$ 22,516,488</b>	<b>\$ 1,655,152</b>	<b>\$ 10,434,627</b>	<b>\$ 3,167,966</b>	<b>\$ 5,108,293</b>	<b>\$ 5,184,010</b>	<b>\$ 40,906,752</b>	<b>\$ 16,749,565</b>	<b>\$ 75,684,168</b>	<b>\$ 192,215,336</b>

Notes: FTE - Full-time Equivalent; FICA - Federal Insurance Contributions Act; Ret - Retirement; OERC - Other Employer Retirement Contributions; OT - Overtime; ATB - Across the Board; and, FY - Fiscal Year

<sup>1</sup> A 2% base wage increase is scheduled to be received in FY20 on 10/1/19.

<sup>1a</sup> A 1% base wage increase is scheduled to be received in FY20 on 10/1/19.

<sup>2</sup> Business Objects HR Human Resource System count and wage average of classified employees under status code of AA, AB, AC, AD, AE & AP as of 01/26/2019.

<sup>3</sup> FICA/RET/OERC rates for FY 2019 provided by SBO. Unit rates are weighted by enrollment in each retirement code via Business Objects HR Human Resource System count of classified employees under status code of AA, AB, AC, AD, AE & AP as of 01/26/2019.

<sup>4</sup> Life insurance increase on incremental cost increase. Annual \$7.28 per \$1000 of extra coverage (FY 2019 rate).

<sup>5</sup> FY 2019 rate - (increase/100)\*.79.

<sup>6</sup> Based on FY 2018 overtime amount with FY19 (+1%) - SIGMA Comptroller Object Codes 1011, 1012, 1013, 1021, 1022, 1023, 1031, 1032, 1033.

<sup>7</sup> Business Objects HR Human Resource System FY 2018 shift differential hours of classified employees under status code of AA, AB, AC, AD, AE & AP.

<sup>8</sup> A 2% lump sum payment for FY20 is scheduled to be processed in mid October 2019 with the exception of MSPTA. MSPTA is scheduled to receive a lump sum payment of 1%.



**LEGISLATION NEEDED TO IMPLEMENT  
FISCAL YEAR 2020 BUDGET RECOMMENDATION**

<b>Department</b>	<b>Purpose</b>	<b>Michigan Compiled Law (MCL)</b>
Agriculture and Rural Development	Eliminate Sunset for Licensing Livestock Dealers Act	MCL 287.123(2)
Environmental Quality	Eliminate Sunset and Include Language to Allow for Economic Adjustments for Environmental Fees in the Natural Resources and Environmental Protection Act and the Safe Drinking Water Act	MCLs 324.3104;324.3110; 324.3118; 324.3120; 324.3122; 324.4104; 324.4112; 324.11135; 324.11153; 324.11525a; 324.12109; 324.12112; 324.17303; 324.17317; 324.30104; 324.30109; 324.30306; 324.30306b; 324.30313b; 324.32312; 324.32513; 325.1009
	Increase Air Emission Fees, Eliminate Sunset and Include Language to Allow for Economic Adjustments in the Natural Resources and Environmental Protection Act	MCL 324.5522
Health and Human Services	Eliminate Sunset for the Michigan Energy Assistance Act	MCL 400.1236
	Extend Sunset for the Kent County Child Welfare Performance-Based Funding Pilot	MCL 400.117a
	Waive Vital Record Fees for Homeless Individuals	MCL 333.2891
Licensing and Regulatory Affairs	Eliminate Sunset for the Business Corporation Filing Fee in Business Corporation Act	MCL 450.2060
	Eliminate Sunset for the Non-Profit Corporation Report Filing Fee in Non-Profit Corporation Act	MCL 450.3060
	Eliminate Sunset for Limited Liability Company Statement of Resident Agent and Registered Office in Michigan Limited Liability Company Act	MCL 450.5101
	Eliminate Sunsets for Various Professional Occupational License Fees in State License Fee Act	MCLs 338.2213; 338.2217; 338.2221; 338.2225; 338.2227; 338.2231; 338.2237; 338.2238; 338.2243
	Eliminate Sunset for Transportation Network Companies	MCL 257.2104

**LEGISLATION NEEDED TO IMPLEMENT  
FISCAL YEAR 2020 BUDGET RECOMMENDATION**

<b>Department</b>	<b>Purpose</b>	<b>Michigan Compiled Law (MCL)</b>
Licensing and Regulatory Affairs	Eliminate Sunsets for Broker-Dealers, Agent, Investment Advisers in Uniform Securities Act	MCL 451.2410
	Eliminate Sunsets for Base Fees, Bed Fees, and License Fees in the Public Health Code Act and Mental Health Code Act	MCLs 333.20161; 333.6237; 330.1139
	Revise Radiological Health Fees in the Public Health Code	MCL 333.13522
State	Eliminate Sunset for Transportation Administration Collection Fund	MCLs 28.297; 257.208b; 257.217a; 257.232; 257.801; 257.802; 257.803b; 257.803r; 257.804; 257.806; 257.809; 324.80130; 324.80315; 324.81114; 324.82156
State Police	Eliminate Sunset on \$2.25 Vehicle Registration Fee Credited to the Traffic Law Enforcement and Safety Fund	MCL 257.801
	Eliminate Sunset for Criminal History Records Fees	MCL 28.273
	Eliminate Sunset for the Sex Offender Annual Registration Fee for New Offenders	MCL 28.725a
Transportation	Fix Michigan Roads Plan Implementation	MCL 247.651 et al.
Treasury	Amend Income Tax Act of 1967 to Eliminate Deposit into the Michigan Transportation Fund and to Increase the Earned Income Tax Credit	MCLs 206.51d and 206.272
	Motor Fuel Tax Act Amendments to Implement Transportation Revenue Package	MCLs 207.1003; 207.1008; 207.1014; 207.1143
	Amend Income Tax Act of 1967 to Reduce Taxes on Pension and Retirement Income and Increase Taxes on Pass-through Entities	MCL 206.1 et al.
Universities and Financial Aid	Michigan Reconnect Grant Act	New
	Michigan Opportunity Initiative Act	New



## Acknowledgments

The fiscal year 2020 Executive Budget was prepared by the State Budget Office.  
Staff that contributed to the fiscal year 2020 Executive Budget include:

Chris Kolb, State Budget Director

Kyle Jen, Deputy State Budget Director

### Budget Director's Office

Connie Minix  
Terese Walsh  
Bethany Wicksall  
Beth White  
Bryan Weiler

### Office of Education

Beth Bullion  
Joel Durr  
Alex Holmden  
Brent Turner  
Veronica Buschhaus

### Communications Office

Kurt Weiss  
Jennifer Driver  
Jenni Riehle

### Office of Health and Human Services

Bob Schneider  
Marlon Brown  
David Fosdick  
Rachel Eldridge  
Eric Houghtaling  
Herve Mukuna  
Joe O'Connell  
Keith White

### Office of Budget Coordination and Development

Megan Ramos  
Anne Clifford-Alicea  
Carly Kirk

### Office of Public Protection and Resources

Jacques McNeely  
Ryan Doll  
April Clark  
Jenny Harrison  
Robert Hovenkamp  
Ben McIntire  
Janine Stoddard

### Office of Economic Development

Lisa Shoemaker  
Ryan Fink  
Corey Ackerman  
Matt Ferguson  
Brian Kennedy

